



Political Science  
Department Meeting

Tuesday, Oct. 17, 2023

# Political Science Department Meeting Attendance

Meeting Notes are found in red text embedded  
in the PowerPoint.

## Political Science Faculty

- ✔ Josh Casper
- Van Chaney
- Ellen Coleman
- Angela Cranon-Charles
- Paul Flor
- Steven Gonzales
- ✔ Laurie Houske
- Christine Jun
- Tom Klein
- ✔ Eduardo Munoz
- ✔ David Reed
- Karl Striepe
- ✔ Dean: Christina Gold
- ✔ Assoc. Dean: Irena Zugic
- ✔ Admin Clerk: Cecelia Mataalii
- ✔ Division Counselor: Cheryl Kroll

# Political Science Department

## Reports and Announcements

- Division Counsellor – Cheryl Kroll
- Artificial Intelligence and Fraud
- Political Science Club

## Department Business

- Summer Scheduling
- Fall Scheduling and Enrollment
- SLOs, Curriculum and Annual Plan

## Counseling Updates for Department Meetings: Fall 2023

### Transfer Center Events:

<https://www.elcamino.edu/academics/transfer-center/events-and-workshops/index.aspx>.

*It's time for students to fill out their university applications for Fall 2024. To this end, the Transfer Center will host CSU/UC application workshops beginning on October 1<sup>st</sup>. Both in person and virtual options will be available through the end of November. Students will sign up on the Transfer Center website using the link above. Note: These applications are more complicated than they used to be, so please encourage your students to attend!*

### Career Center Events:

<https://www.elcamino.edu/support/careers/index.aspx>

More meta major resources have been added to this website and students can now access job opportunities here as well.

### Scheduling Counseling Appointments:

Students are able to book appointments via this link: <https://www.elcamino.edu/support/counseling/appointments.aspx>.

If students have trouble scheduling, please feel free to have them contact me directly.

My office has moved to BSSB 120.

### Meta Major Outreach

*Current events include: Contacting BSS majors with 40+ units to inform them of our Transfer Center events and to connect them to the Transfer Center; hosting a career panel for specific BSS majors; creating a BSS social media page to give students a central place to access information regarding upcoming events, resources, etc.; and outreaching to our 173 African American BSS students who do not belong to a cohort and who do not have an education plan. Per the flyer slotted in your boxes at the outset of the term and more recently emailed to you, we will also continue to host Chat With a Counselor events and meta major drop in events.*

**Other:** *The Student Support Expo for evening students is scheduled for Tuesday, October 24<sup>th</sup> from 5pm to 8pm in the East Dining Hall.*

*Thank you for helping us to keep our students informed of the resources we provide!*

# Artificial Intelligence and Fraudulent Students

**Meeting Notes:** The department discussed the rising rates of fraud and related use of artificial intelligence this Summer and Fall.

- Create an assignment that can't be answered by AI or a BOT that is required to stay enrolled and helps weed out fraudulent students. The Distance Education Office recommends requiring a student to post a short introductory video or audio post or using an interaction on Pronto.
- Drop students as No Shows who do not complete the assignment, or do not complete it in the required format.
- You can always reinstate a student who is mistakenly dropped.
- Send a list of the fraudulent students you dropped with their name, email and student id, to the financial aid office ([eccfaid@elcamino.edu](mailto:eccfaid@elcamino.edu)).
- **After No Shows, require a student suspected of fraud to meet with you on Zoom to stay enrolled. Drop them if they don't respond or show to the meeting.**
- **If you find a fraudulent student after No Shows have been filed, submit a Maxient form and select "suspected fraud" as the reason for the report. It will go to Student Development, Financial Aid and Admissions & Records. You can submit multiple students on one Maxient report. This will trigger the student discipline process which can lead to the withdrawal of the student(s) from your course.**

# Political Science Club

## **Meeting Notes:**

**The Political Science club is meeting now. They had their first meeting last week with about 5 students. They have discussed topics like the Ukraine and selection of the Speaker of the House.**

# Summer Section Count

**Meeting Notes:** The summer offerings are nearing pre-pandemic levels.

Course	Summer 2020 (20 sections)	Summer 2021 (18 sections)	Summer 2022 (16 sections)	Summer 2023 (19 sections)
1	18	15 +1 dual enrollment	12 +2 dual enrollment	15 +2 dual Enrollment
7	1	1	1	1
10H	1	1	1	1

# Fall Section Count

**Meeting Notes:** The number of POLI sections in the Fall has remained consistent during and after the pandemic.

Class	Fall 2020 (40 sections)	Fall 2021 (40 sections)	Fall 2022 (41 sections)	Fall 2023 (40 sections)
1	30	30	31	30
1H	1	1	1	1
2	2	2	2	2
3	1	1	1	1
5	1	1	1	1
7	2	2	2	2
10	2	2	2	2
10H	1	1	1	1



# Fall 2022 v. 2023

## Enrollment and Modality

(Week 3 Snapshot)

Meeting Notes: In the Fall 2023 week 3 snapshot, the seats filled modestly from Fall 2022. Fill rates are up overall and in on-campus sections. The Dean is struggling to staff on campus sections for Spring. PT faculty are declining on-campus offers.

### Fall 2022

Total Sections – 41 sections

Seats Filled – 1,466

Overall Fill Rate – 85% fill rate

Online – 25 sections, 90% fill rate

On Campus – 9 sections, 83% fill rate

Hybrid – 5 sections, 69% fill rate

Dual Enrollment – 2 sections, 62%

### Fall 2023

Total Sections – 40 sections

Seats Filled – 1,544

Overall Fill Rate – 91% fill rate

Online – 27 sections, 91% fill rate

On Campus – 9 sections, 92% fill rate

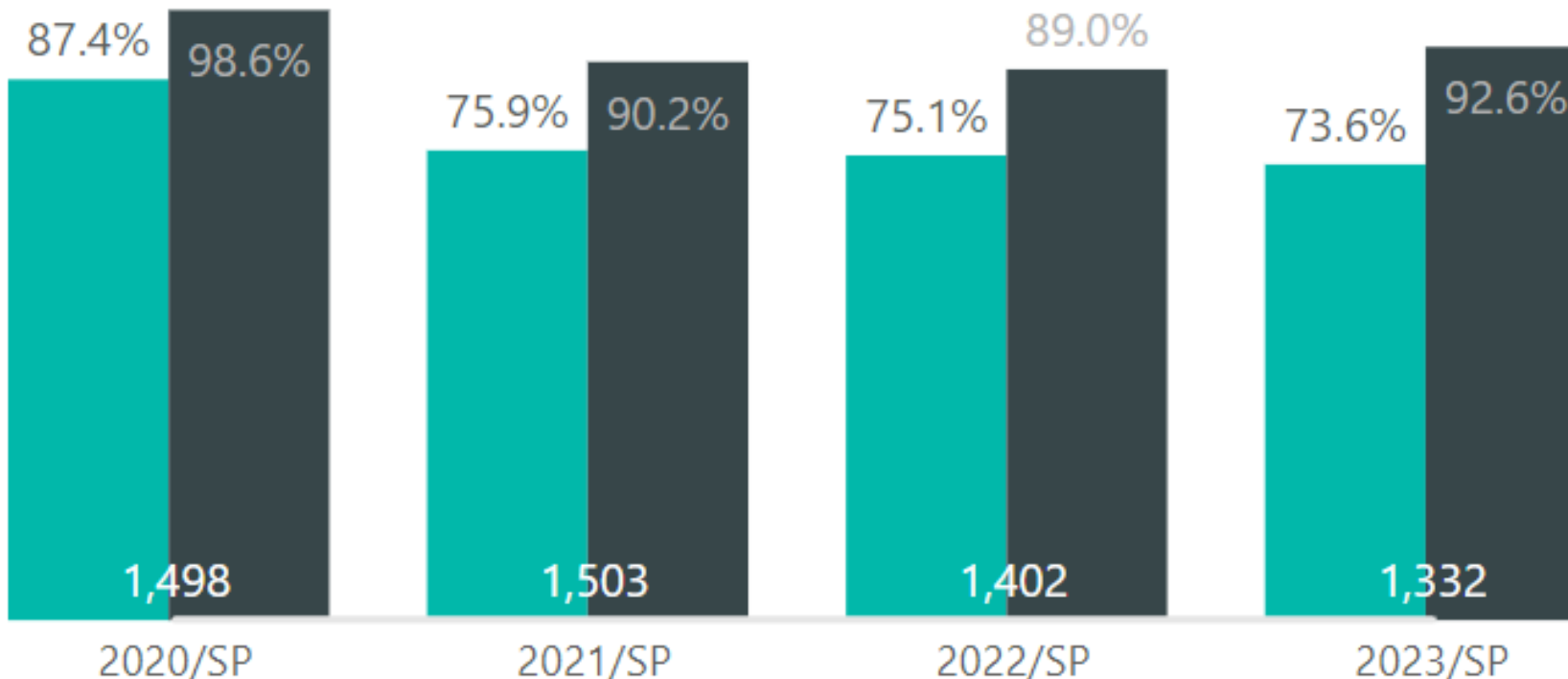
Hybrid – 3 sections, 87% fill rate

Dual Enrollment – 1 sections, 97%

# Political Science

## Four Year Course Success Trend

● Course Success ● Course Completion ● Enrollment

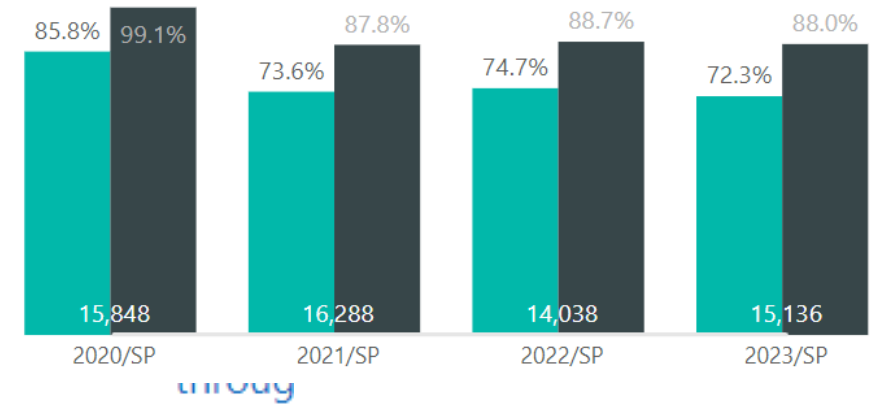


## Behavioral and Social Sciences Division

### Four Year Course Success Trend

Use slider through s

● Course Success ● Course Completion ● Enrollment



**Meeting Notes:** Resembling BSS patterns, success rates were high during Spring 2020 with the outbreak of the pandemic. Since then, success rates have stayed relatively steady with a slight decline in Spring 2023.

# Political Science – Disaggregated Achievement – Last four Spring Semesters.

Click on the + button to see data disaggregated by gender

Race/Ethnicity	Enrollment	Success Rate	Success Rate Gap	Course Completion Rate	Course Completion Gap
+ Asian	803	87.7%	11.0%	95.3%	3.0%
+ White	877	83.4%	6.1%	93.7%	1.2%
+ Two or More Races	231	80.1%	2.0%	94.4%	1.8%
+ Hispanic or Latina/e/o	3,009	77.4%	-1.7%	92.3%	-0.8%
+ Hawaiian/Pacific Islander	31	74.2%	-4.0%	90.3%	-2.4%
+ Black or African American	615	70.4%	-8.7%	90.1%	-2.9%
+ American Indian	13	69.2%	-9.0%	92.3%	-0.4%
+ Unknown or Decline	152	44.7%	-34.4%	89.5%	-3.3%

# Political Science

Race/Ethnicity  
 Click on the + button to see data  
 disaggregated by gender

Race/Ethnicity	Enrollment	Success Rate	Success Rate Gap	Course Completion Rate	Course Completion Gap
⊕ Asian	803	87.7%	11.0%	95.3%	3.0%
⊕ White	877	83.4%	6.1%	93.7%	1.2%
⊕ Two or More Races	231	80.1%	2.0%	94.4%	1.8%
⊕ Hispanic or Latina/e/o	3,009	77.4%	-1.7%	92.3%	-0.8%
⊕ Hawaiian/Pacific Islander	31	74.2%	-4.0%	90.3%	-2.4%
⊕ Black or African American	615	70.4%	-8.7%	90.1%	-2.9%
⊕ American Indian	13	69.2%	-9.0%	92.3%	-0.4%
⊕ Unknown or Decline	152	44.7%	-34.4%	89.5%	-3.3%

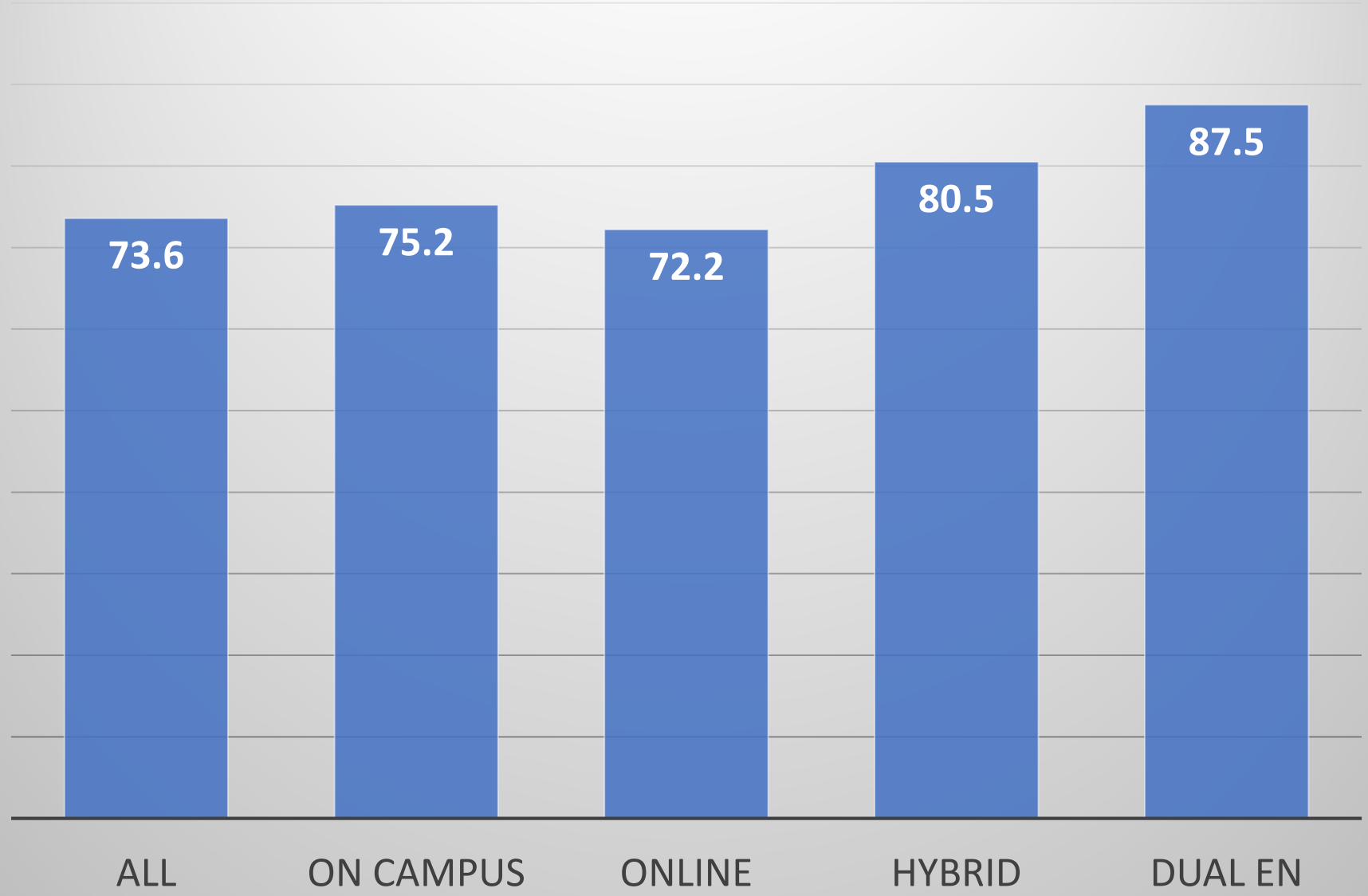
# BSS Division

Race/Ethnicity  
 Click on the + button to see data  
 disaggregated by gender

Race/Ethnicity	Enrollment	Success Rate	Success Rate Gap	Course Completion Rate	Course Completion Gap
⊕ Asian	8,158	86.7%	11.5%	94.1%	3.5%
⊕ White	8,462	84.3%	8.8%	93.1%	2.5%
⊕ Two or More Races	2,370	80.5%	4.0%	92.1%	1.2%
⊕ Hispanic or Latina/e/o	32,258	75.5%	-2.4%	90.9%	-0.2%
⊕ American Indian	176	69.9%	-6.8%	90.9%	-0.1%
⊕ Hawaiian/Pacific Islander	269	68.8%	-7.9%	90.0%	-1.0%
⊕ Black or African American	8,185	67.4%	-10.7%	87.8%	-3.7%
⊕ Unknown or Decline	1,382	49.6%	-27.7%	80.4%	-10.9%

**Meeting Notes:** The equity gap for Black POLI students is 8.7%, which is 2% lower than the division. The equity gap for Latina/o POLI students was 1.7%, which was 0.7% lower than the division.

## Success by Modality – Political Science - Spring 2023



**Meeting Notes:** The POLI faculty have done a good job of narrowing the success rate gap between on-campus and online classes. POLI students are 3% more success in on-campus sections.

# Student Learning Outcomes, Curriculum and Annual Plan

## SLO Assessments - Eduardo

### Spring 2023 Done!

### Fall 2023

POLI 1 SLO #3 Executive Branch – (Eduardo/Laurie/David/Josh/PT faculty). The department has designated this a high impact course. Canvas Outcomes will be used for assessment so that data can be disaggregated and used to address equity gaps as recommended during the last accreditation team visit. There are 28 sections of POLI 1 (18 taught by FT; 13 by PT). This is a good data sample. Christine Jun has agreed to participate, and the department hopes others will as well.

POLI 1H #3 Executive Branch – Eduardo

POLI 2 #2 Institutional Choices – Josh

POLI 3 #3 Methodology – Laurie

POLI 7 #2 The State - David

## Curriculum- Laurie

None

## Annual Plan

Laurie