



# Philosophy Department Meeting

Tuesday, October 10, 2023

# Philosophy Department Meeting: Attendance

Meeting Notes are found in red text embedded  
in the PowerPoint.

## Philosophy Faculty

- ✓ Michael Critelli
- ✓ Lawrence Fike
- ✓ Randy Firestone
- ✓ Roberto Garcia
- ✓ Felipe Leon
- ✓ Melissa Ramirez Noss
- ✓ David Shever
- Luca Struble

- ✓ Dean: Christina Gold
- ✓ Assoc. Dean: Irena Zugic
- ✓ Admin Clerk: Cecelia Mataalii
- ✓ Division Counselor: Cheryl Kroll

# Philosophy Department

## Reports and Announcements

- Philosophy Club and Faculty Announcements
- Division Counselor – Cheryl Kroll
- Artificial Intelligence and Fraud

## Department Business

- Summer and Fall Scheduling and Enrollment
- Committee Membership
- SLOs, Curriculum and Program Review

# Philosophy Club and Announcements

## Meeting Notes:

### **The Philosophy Club**

- About 15-20 students have been participating.
- The students have been running the club and meetings. They have picked discussion topics such as torture and religion.
- Next week they will be discussing the social construction of what is edible. For instance, is it okay to eat a grasshopper? If not, is it okay to eat a cookie made from cricket flour?

### **Announcements**

- Roberto has been working on several books. Randy has reviewed one of the manuscripts and says it's fantastic.
- Randy recently published an article.
- Felipe finished a chapter for a book; is working on a book review; and is working on his own book.

## Counseling Updates for Department Meetings: Fall 2023

### Transfer Center Events:

<https://www.elcamino.edu/academics/transfer-center/events-and-workshops/index.aspx>.

*It's time for students to fill out their university applications for Fall 2024. To this end, the Transfer Center will host CSU/UC application workshops beginning on October 1<sup>st</sup>. Both in person and virtual options will be available through the end of November. Students will sign up on the Transfer Center website using the link above. Note: These applications are more complicated than they used to be, so please encourage your students to attend!*

### Career Center Events:

<https://www.elcamino.edu/support/careers/index.aspx>

More meta major resources have been added to this website and students can now access job opportunities here as well.

### Scheduling Counseling Appointments:

Students are able to book appointments via this link: <https://www.elcamino.edu/support/counseling/appointments.aspx>.

If students have trouble scheduling, please feel free to have them contact me directly.

My office has moved to BSSB 120.

### Meta Major Outreach

*Current events include: Contacting BSS majors with 40+ units to inform them of our Transfer Center events and to connect them to the Transfer Center; hosting a career panel for specific BSS majors; creating a BSS social media page to give students a central place to access information regarding upcoming events, resources, etc.; and outreaching to our 173 African American BSS students who do not belong to a cohort and who do not have an education plan. Per the flyer slotted in your boxes at the outset of the term and more recently emailed to you, we will also continue to host Chat With a Counselor events and meta major drop in events.*

**Other:** The Student Support Expo for evening students is scheduled for Tuesday, October 24<sup>th</sup> from 5pm to 8pm in the East Dining Hall.

*Thank you for helping us to keep our students informed of the resources we provide!*

# Artificial Intelligence and Fraudulent Students

**Meeting Notes:** The department discussed the rising rates of fraud and related use of artificial intelligence this Summer and Fall.

- Create an assignment that can't be answered by AI or a BOT that is required to stay enrolled and helps weed out fraudulent students. The Distance Education Office recommends requiring a student to post a short introductory video or audio post or using an interaction on Pronto.
- Drop students as No Shows who do not complete the assignment, or do not complete it in the required format.
- You can always reinstate a student who is mistakenly dropped.
- Send a list of the fraudulent students you dropped with their name, email and student id, to the financial aid office ([eccfaid@elcamino.edu](mailto:eccfaid@elcamino.edu)).
- **After No Shows, require a student suspected of fraud to meet with you on Zoom to stay enrolled. Drop them if they don't respond or show to the meeting.**
- **If you find a fraudulent student after No Shows have been filed, submit a Maxient form and select "suspected fraud" as the reason for the report. It will go to Student Development, Financial Aid and Admissions & Records. You can submit multiple students on one Maxient report. This will trigger the student discipline process which can lead to the withdrawal of the student(s) from your course.**

# Summer Section Count

**Meeting Notes:** The summer offerings have been reduced as a reflection of lower enrollment during/since the pandemic.

Course	Summer 2020 (9 sections)	Summer 2021 (8 sections)	Summer 2022 (6 sections)	Summer 2023 (6 sections)
101	5	4	4	4
103	2	2	1	1
105	1	1	1	1
106	1	1	0	0

# Fall Section Count - 2020-22

**Meeting Notes:** This Fall 2023, the number of sections offered is nearing pre-pandemic levels. Felipe reports that PHIL 374 Medical Ethics for the BS degree has been going very well. It is a proactive and impressive group of students.

Class	Fall 2020 (22 sections)	Fall 2021 (19 sections)	Fall 2022 (21 sections)	Fall 2023 (21 sections)
101	10	7	9	9
101H	1	1	1	1
103	3	2	3	3
105	2	2	2	2
106	3	3	2	2
107	0	1	1	1
111	1	1	1	1
112	1	1	1	0
115	1	1	1	1
374				1



# Spring v. Fall 2022 Enrollment and Modality

(Week 3 Snapshot)

**Meeting Notes:** In the Fall 2023 week 3 snapshot, the seats filled remained fairly steady from Fall 2022. More on-campus sections were offered, and fill rates are up somewhat. The Dean will continue to adjust the schedule to raise fill rates overall.

## Fall 2022

Total Sections – 21 sections

Seats Filled – 646

Overall Fill Rate – 72% fill rate

Online – 14 sections, 83% fill rate

On Campus – 5 sections, 51% fill rate

Hybrid – 2 sections, 44% fill rate

## Fall 2023

Total Sections – 21 sections

Seats Filled – 628

Overall Fill Rate – 68% fill rate

Online – 11 sections, 77% fill rate

On Campus – 7 sections, 62% fill rate

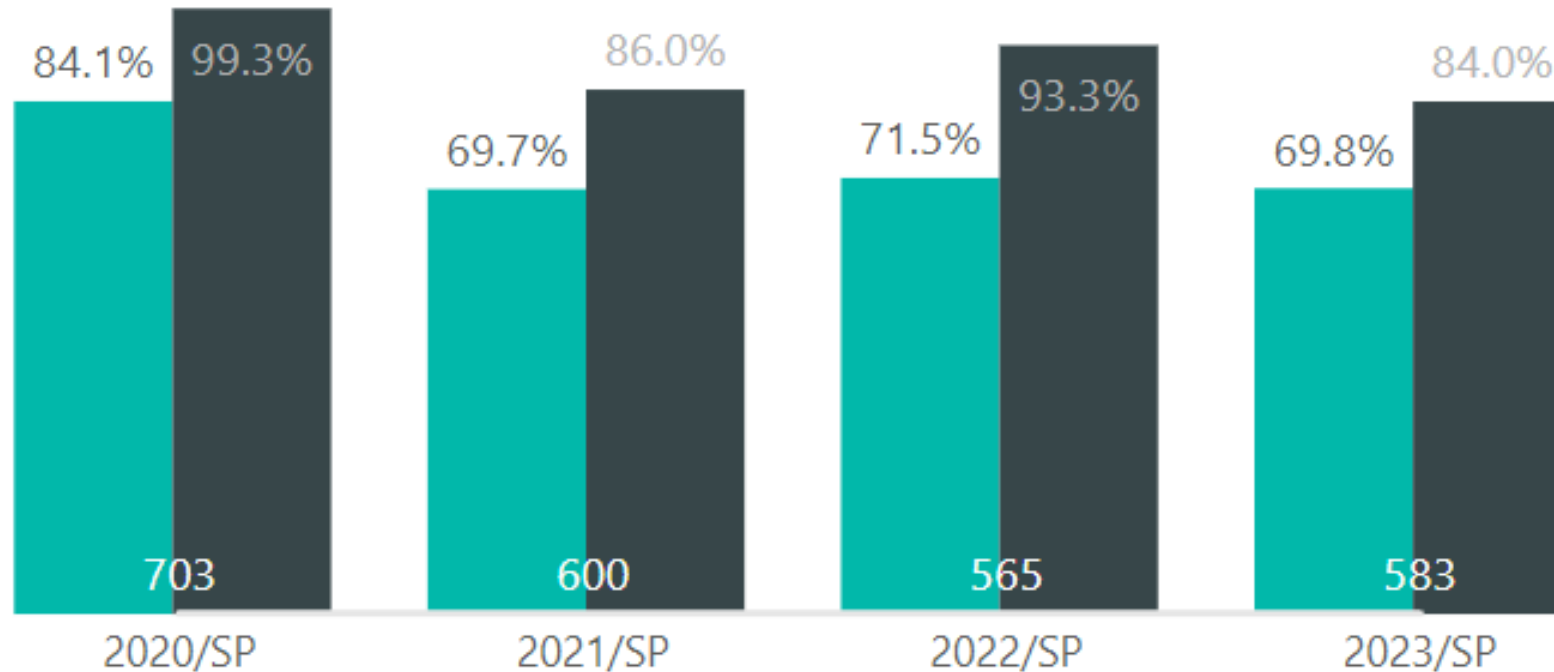
Hybrid – 2 sections, 63% fill rate

Live Online – 1 section, 35% fill rate

# Philosophy

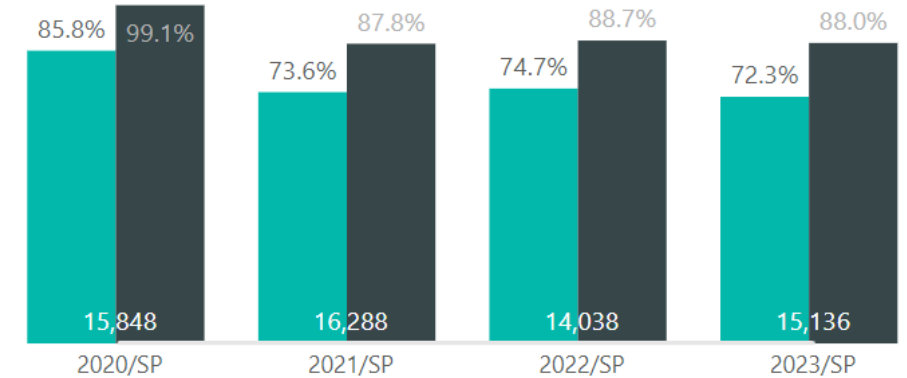
## Four Year Course Success Trend

● Course Success ● Course Completion ● Enrollment



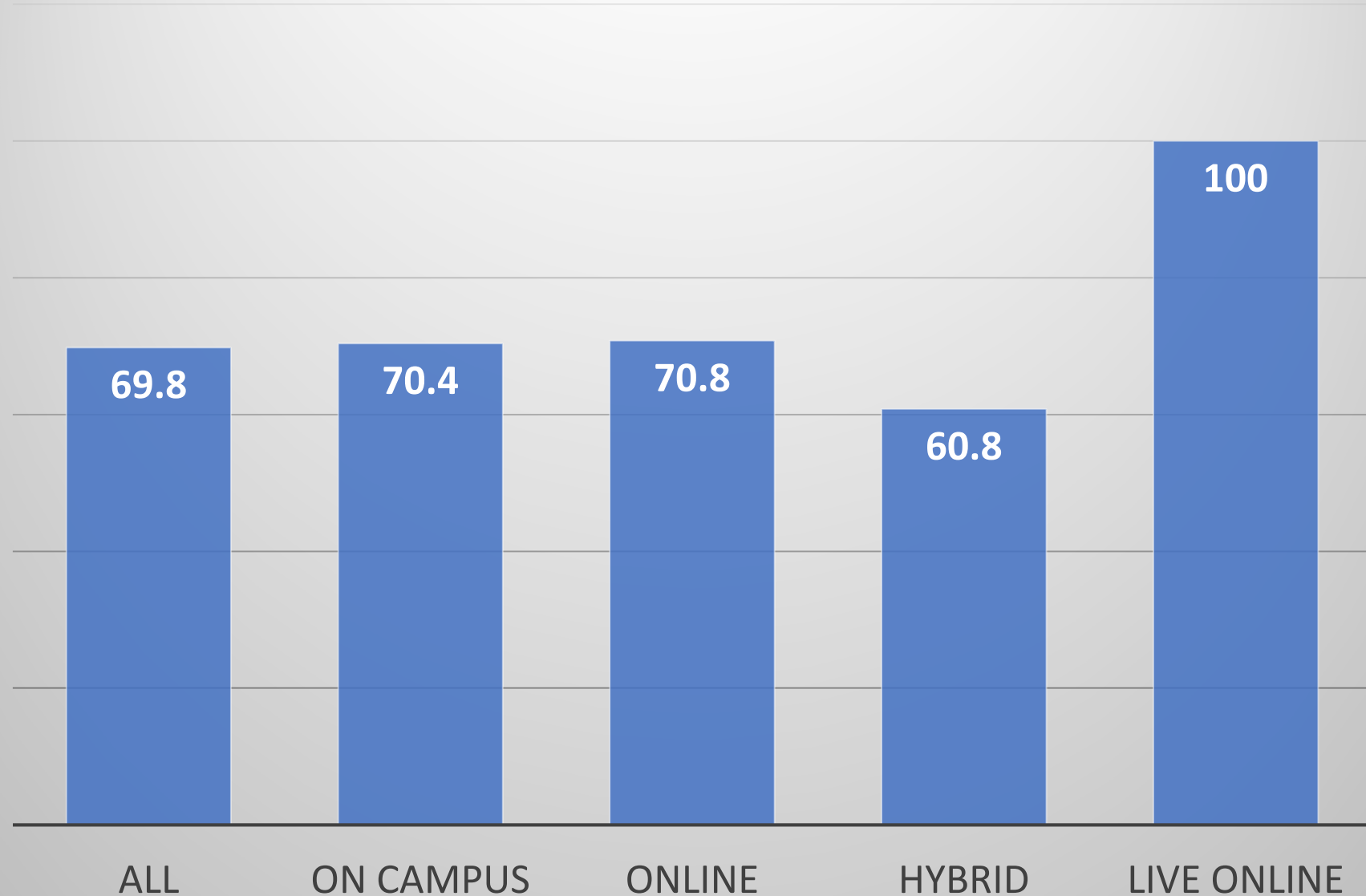
## Four Year Course Success Trend

● Course Success ● Course Completion ● Enrollment



**Meeting Notes:** Resembling BSS patterns, success rates were high during Spring 2020 with the outbreak of the pandemic. Since then, success rates have stayed relatively steady with a slight decline in Spring 2023.

## Success by Modality – Philosophy - Spring 2023



**Meeting Notes:** The Philosophy faculty have done a terrific job of bringing the success rate in on-campus and online classes into alignment – they are nearly the same.

# Philosophy– Disaggregated Achievement – Last four Spring Semesters.

Click on the + button to see data disaggregated by gender

Race/Ethnicity	Enrollment	Success Rate	Success Rate Gap	Course Completion Rate	Course Completion Gap
+ American Indian	11	72.7%	-1.5%	100.0%	9.0%
+ Asian	401	87.0%	15.3%	93.5%	3.0%
+ Black or African American	279	61.6%	-14.2%	89.6%	-1.6%
+ Hawaiian/Pacific Islander	< 10	25.0%	-49.4%	87.5%	-3.5%
+ Hispanic or Latina/e/o	1,124	69.9%	-8.0%	89.0%	-3.8%
+ Two or More Races	117	77.8%	3.7%	95.7%	4.9%
+ Unknown or Decline	59	54.2%	-20.5%	86.4%	-4.7%
+ White	447	84.8%	12.9%	94.2%	3.9%

# Philosophy

Race/Ethnicity	Enrollment	Success Rate	Success Rate Gap	Course Completion Rate	Course Completion Gap
⊕ American Indian	11	72.7%	-1.5%	100.0%	9.0%
⊕ Asian	401	87.0%	15.3%	93.5%	3.0%
⊕ Black or African American	279	61.6%	-14.2%	89.6%	-1.6%
⊕ Hawaiian/Pacific Islander	< 10	25.0%	-49.4%	87.5%	-3.5%
⊕ Hispanic or Latina/e/o	1,124	69.9%	-8.0%	89.0%	-3.8%
⊕ Two or More Races	117	77.8%	3.7%	95.7%	4.9%
⊕ Unknown or Decline	59	54.2%	-20.5%	86.4%	-4.7%
⊕ White	447	84.8%	12.9%	94.2%	3.9%

**Meeting Notes:** The equity gap for Black Philosophy students is 14.2% which is 3.5% higher than the division gap. The equity gap for Latina/o students is 8.0%, which is 4.9% higher than the division gap.

# BSS Division

Race/Ethnicity	Enrollment	Success Rate	Success Rate Gap	Course Completion Rate	Course Completion Gap
⊕ American Indian	178	69.7%	-7.0%	90.4%	-0.6%
⊕ Asian	8,260	86.5%	11.3%	94.0%	3.5%
⊕ Black or African American	8,189	67.4%	-10.7%	87.7%	-3.8%
⊕ Hawaiian/Pacific Islander	279	67.4%	-9.3%	89.2%	-1.8%
⊕ Hispanic or Latina/e/o	32,674	75.2%	-3.1%	90.8%	-0.5%
⊕ Two or More Races	2,388	80.4%	3.9%	92.0%	1.0%
⊕ Unknown or Decline	420	72.1%	-4.6%	86.9%	-4.1%
⊕ White	8,871	81.3%	5.4%	92.1%	1.3%

# Committee Representatives

**Meeting Notes:** The Phil faculty reviewed their committee representation for accuracy.

Annual Plan – Felipe

Division Council – Felipe

Division Curriculum Committee – Roberto

SLO Committee – Randy

# Student Learning Outcomes, Curriculum and Program Review

## SLO Assessment - Randy

### Spring 2023

PHIL 103 SLO 3 (Completed??)

PHIL 114 SLOs 1,2,3 (Completed??)

### Fall 2023

112 – not being taught – will delay

115 SLO #3 & 107 SLO 1 & 2 Randy

111 SLO #2- Felipe

## Annual Plan

Felipe

## Curriculum - Roberto

**PHIL 105H** – 6-year review.

**PHIL 116 (Inductive Logic and Probability Theory – new course)**. Roberto is finishing developing 116 this semester, and he thanked Irena and Larry for their help with developing the course and navigating the curriculum process. 116 will meet the quantitative reasoning requirement.

**Latin American Philosophy** – Roberto and Felipe will work on this courses after the Inductive Logic course is ready to be offered. They will survey students to demonstrate interest. LBCC offers this course.

New courses will need to be added to the degree.