



Art History Department Meeting

Tuesday, May 9, 2023

# Agenda

**Department and Division Business**

## Meta Major Outreach

### Chat with a Counselor BSS

**First Tuesdays of every month  
for Spring 2023:**

April 4<sup>th</sup>

May 2<sup>nd</sup>

June 6<sup>th</sup>

**Location:** Between South Gym  
and Social Science Building  
(9:00am to 11:00am)

**DROP BY  
AND CHAT WITH  
A COUNSELOR**

*For students whose major is  
in Behavioral and Social  
Sciences.*

**Quick questions**

**Snack**  
*juice or cookie*

**Meet us!**  
*Counselors*

**9AM-11AM**

**MARCH 7TH  
APRIL 4TH  
MAY 2ND  
JUNE 6TH**

**BETWEEN THE SOUTH GYM  
AND SOCIAL SCIENCE BLDG.**

**QUESTIONS?**

310-660-3442

[www.elcamino.edu/support/counseling/index.aspx](http://www.elcamino.edu/support/counseling/index.aspx)

# Spring Section Count, 2020-2023

<b>Class</b>	<b>Spring 2020 (27 sections)</b>	<b>Spring 2021 (23 sections)</b>	<b>Spring 2022 (21 sections)</b>	<b>Spring 2023 (22 sections)</b>
101	16	12	11	11
102A	3	3	3	3
102AH	1	1	1	1
102B	3	3	2	3
102C	1	1	1	1
205B	1	1	1	1
207	1	1	1	1
209	1	1	1	1

# Enrollment and Modality

## Spring 2022

Total Sections – 21 sections  
Seats Filled – 692  
Overall Fill Rate – 79.5% fill rate

Online – 12 sections, 90.5% fill rate  
On Campus – 1 sections, 49% fill rate  
Hybrid – 7 sections, 66% fill rate

## Fall 2022

Total Sections – 22 sections  
Seats Filled – 824  
Overall Fill Rate – 86% fill rate

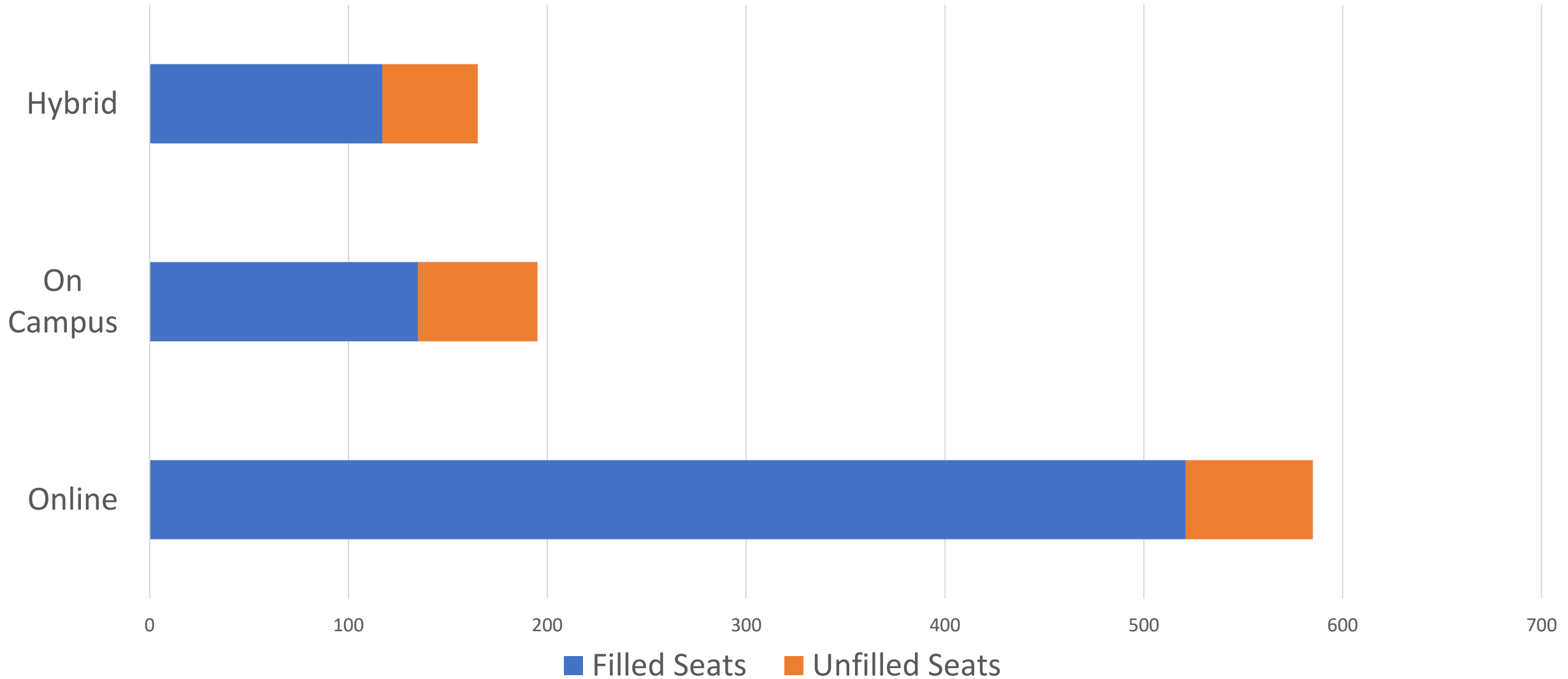
Online – 14 sections, 93% fill rate  
On Campus – 1 sections, 89% fill rate  
Hybrid – 6 sections, 71% fill rate  
Hyflex – 1 section, 60% fill

## Spring 2023

Total Sections – 23 sections  
Seats Filled – 773  
Overall Fill Rate – 82 % fill rate

Online – 13 sections, 89% fill rate  
On Campus – 5 sections, 69% fill rate  
Hybrid – 4 sections, 71% fill rate

# Spring 2023 Enrollment – Seats Filled and Unfilled



# Fall 2023 Scheduling

**Scheduling Priority:** Improve fill rates while maximizing student access to general education and major's courses in a strategically selected variety of modalities that reflect enrollment patterns and shifting student demand since the return to campus.

## **Goals/Factors**

1. Strategically schedule fewer on campus sections, so we don't have multiple sections of a course with very low enrollment yet we still maintain a variety of on campus options for students (Spring 2023 BSS on campus fill rate 54%).
2. Maintain online sections (Spring 2023 BSS online fill rate 87%).
3. Avoid scheduling overlapping sections of a course or courses required for a major.
4. Modest demand for on campus and hybrid classes will support the expectation that faculty be teaching on campus 2 days a week in Fall 2023. In Spring 2024, it is possible that will increase to 3 instructional days a week on campus.
5. All classes must comply with the block schedule.

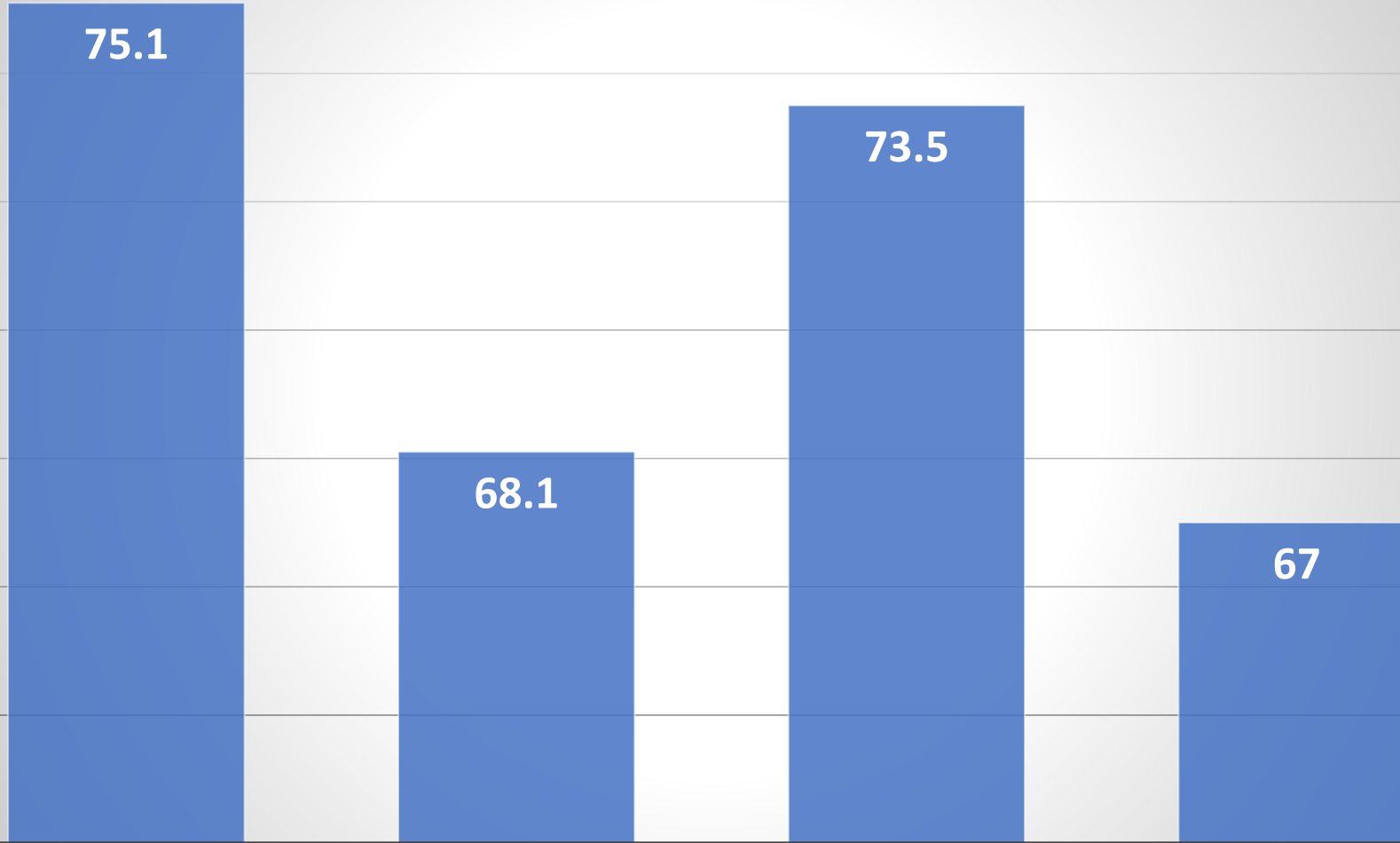


# Summer Section Count

Course	Summer 2020 (9 sections)	Summer 2021 (8 sections)	Summer 2022 (8 sections)	Summer 2023 (9 Sections)
101	7	6	4	5
102A	1	0	1	1
102AH	1	1	1	1
102B	0	1	2	2



## Success – Art History



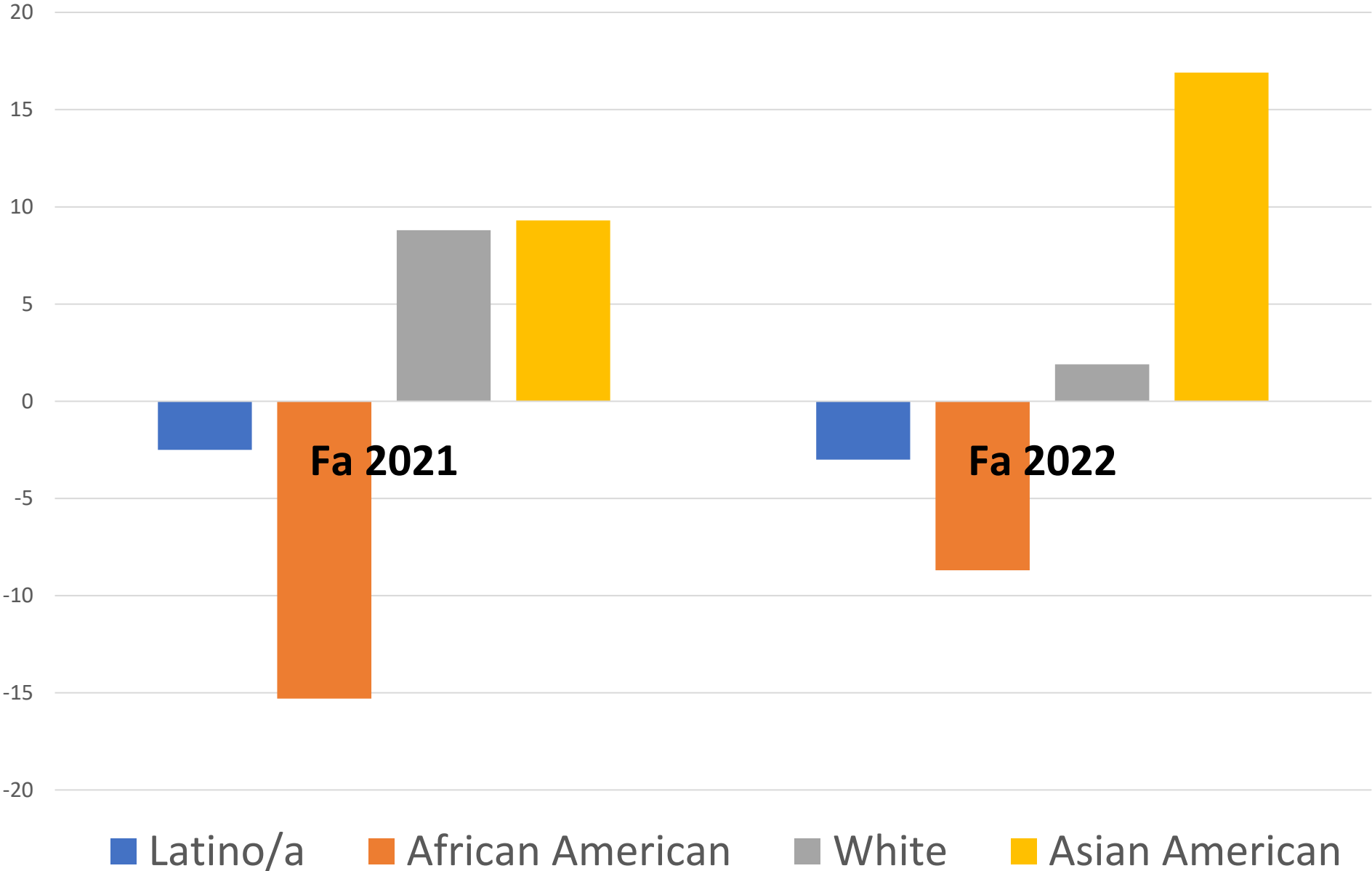
SP 2021

FA 2021

SP 2022

FA 2022

# Success Gaps – Art History - Fall 2018-2021



# PLOs/SLOs, Curriculum, and Program Review

Curriculum - None

Program Review – Spring 2026

Student Learning Outcomes - Karen

# Office Selection Procedure - Seniority

By seniority, faculty members will select a roommate and an office beginning with the most senior faculty member and proceeding according to seniority.



PCS Office



First Floor

Second Floor

# Announcements

