



Art History Department Meeting

Monday, September 28,  
2023

# Art History Department Meeting Attendance

Meeting Notes are found in red text embedded  
in the PowerPoint.

## Art Department Faculty

- ✓ Ali Ahmadpour
- ✓ Lucy Alamillo
- Andrea Bronte
- ✓ Mina Majstorovic
- Walter Meyer
- Gretchen Potts
- Carolyn Robertson
- ✓ Elizabeth Russell
- ✓ Karen Whitney
- ✓ Juliann Wolfgram
- ✓ Dean: Christina Gold
- ✓ Assoc. Dean: Irena Zugic
- ✓ Admin Clerk: Cecelia Mataalii
- ✓ Division Counselor: Cheryl Kroll

# Art History Department Meeting

## Agenda

### I) Reports

- a) Cheryl Kroll, Counseling
- b) Artificial Intelligence and Fraud
- c) Shakeout

### II) Scheduling, Enrollment, Success and Gaps

### III) Department Business

- a) CAA Membership and Conference
- c) Curriculum
- d) SLOs and Assessment

## Counseling Updates for Department Meetings: Fall 2023

### Transfer Center Events:

<https://www.elcamino.edu/academics/transfer-center/events-and-workshops/index.aspx>.

*It's time for students to fill out their university applications for Fall 2024. To this end, the Transfer Center will host CSU/UC application workshops beginning on October 1<sup>st</sup>. Both in person and virtual options will be available through the end of November. Students will sign up on the Transfer Center website using the link above. Note: These applications are more complicated than they used to be, so please encourage your students to attend!*

### Career Center Events:

<https://www.elcamino.edu/support/careers/index.aspx>

More meta major resources have been added to this website and students can now access job opportunities here as well.

### Scheduling Counseling Appointments:

All general counselors were on Express/Drop In for the first two weeks. Regular appointments resume on the week of September 11<sup>th</sup>. Students are able to book appointments via this link:

<https://www.elcamino.edu/support/counseling/appointments.aspx>.

If students have trouble scheduling, please feel free to have them contact me directly.

My office has moved to BSSB 120.

### Meta Major Outreach

*Current events include: Contacting BSS majors with 40+ units to inform them of our Transfer Center events and to connect them to the Transfer Center; hosting a career panel for social work and Cdev majors (with other majors to follow in separate terms); possibly creating a BSS social media page to give students a central place to access information regarding upcoming events, resources, etc.; and outreaching to our 182 African American BSS students who do not belong to a cohort and who do not have an education plan. Per the flyer slotted in your boxes at the outset of the term, we will also continue to host Chat With a Counselor events and meta major drop in events.*

*Thank you for helping us to keep our students informed of the resources we provide!*

# Artificial Intelligence and Fraudulent Students

**Meeting Notes:** The department discussed the rising rates of fraud and related use of artificial intelligence this Summer and Fall. The department experienced more fraud and drops than others because Art History is at the start of the alphabet. Faculty shared that it is time consuming to track and drop fraudulent students.

- Create an assignment that can't be answered by AI or a BOT that is required to stay enrolled and helps weed out fraudulent students. The Distance Education Office recommends requiring a student to post a short introductory video or audio post or using an interaction on Pronto.
- Drop students as No Shows who do not complete the assignment, or do not complete it in the required format.
- You can always reinstate a student who is mistakenly dropped.
- Send a list of the fraudulent students you dropped with their name, email and student id, to the financial aid office ([eccfaid@elcamino.edu](mailto:eccfaid@elcamino.edu)).
- **After No Shows, require a student suspected of fraud to meet with you on Zoom to stay enrolled. Drop them if they don't respond or show to the meeting.**
- **If you find a fraudulent student after No Shows have been filed, submit a Maxient form and select "suspected fraud" as the reason for the report. It will go to Student Development, Financial Aid and Admissions & Records. You can submit multiple students on one Maxient report. This will trigger the student discipline process which can lead to the withdrawal of the student(s) from your course.**

# Summer Section Count

Meeting Notes: AHIS summer sections are the highest they have been since the start of the pandemic. 102A/B are increasingly popular.

Course	Summer 2020 (9 sections)	Summer 2021 (8 sections)	Summer 2022 (8 sections)	Summer 2023 (11 sections)
101	7	6	4	5
102A	1	0	1	3
102AH	1	1	1	1
102B	0	1	2	2

# Fall Section Count 2021-23

**Meeting Notes:** The largest number of sections were offered since the start of the pandemic. Additional sections of 101 and 102B were added in response to enrollment.

Class	Fall 2021 (20 sections)	Fall 2022 (22 sections)	Fall 2023 (24 sections)
101	10	10	11
102A	4	5	5
102B	2	2	3
102C	1	1	1
205A	0	1	1
207	1	1	1
208H	1	1	1
209	1	1	1

# Fall 2023 Schedule & Enrollment (week two snapshot)

Meeting Notes: Fill rates are strong at 91%.  
On-campus fill rates are especially strong (97%).  
The Dean is struggling to staff on campus  
sections for Spring. PT faculty are declining on-  
campus offers.

Total Sections – 24 sections

Seats Filled – 937

Overall Fill Rate – 91% fill rate

Online – 14 sections, 91% fill rate

On Campus – 2 section, 97% fill rate

Hybrid – 7 sections, 89% fill rate



# Fall 2022 v 2023 Schedule & Enrollment

(snapshot week two)

Meeting Notes: In the week 2 snapshot of enrollment, seats filled in Fall 2023 AHIS classes increased 14% from Fall 2022.

## Fall 2022

Total Sections - 22 sections

Seats Filled – 824

Overall Fill Rate – 86% fill rate

Online – 14 sections, 93% fill rate

On Campus – 1 sections, 89% fill rate

Hybrid – 6 sections, 71% fill rate

Hyflex – 1 section, 60% fill rate

## Fall 2023

Total Sections – 24

Seats Filled – 937

Overall Fill Rate – 91% fill rate

Online – 14 sections, 91% fill rate

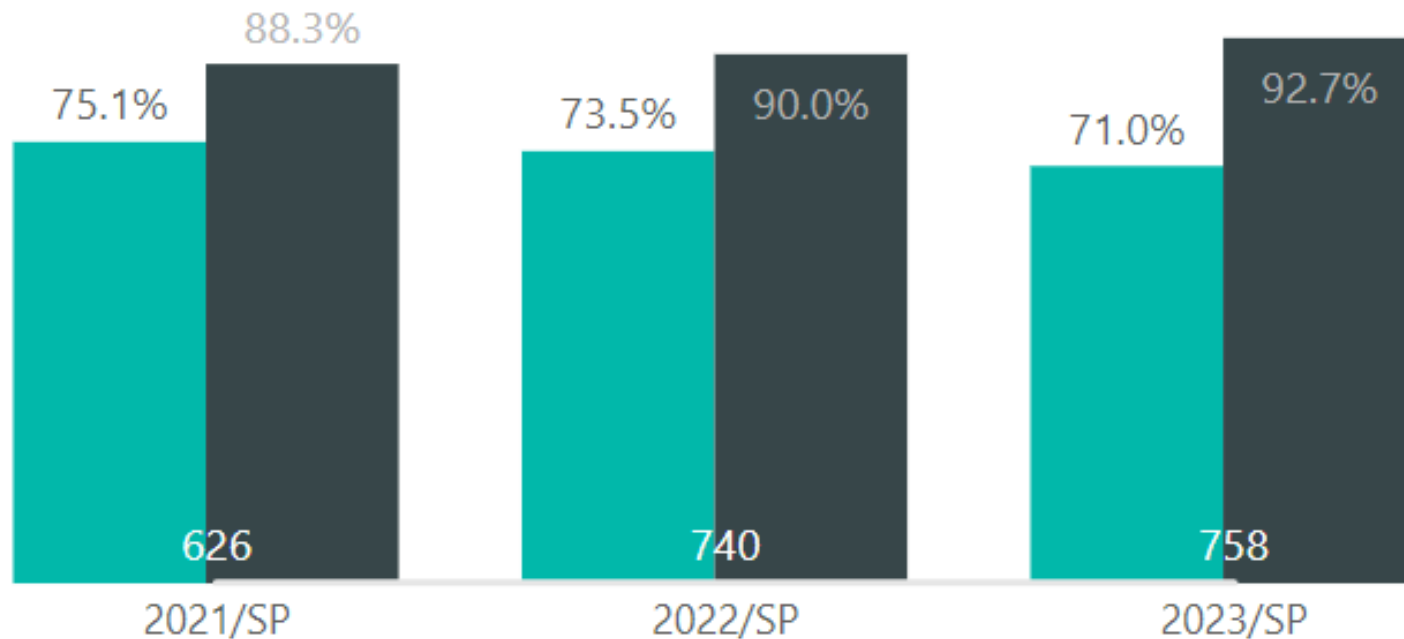
On Campus – 2 sections, 97% fill rate

Hybrid – 7 sections, 89% fill rate

# Art History

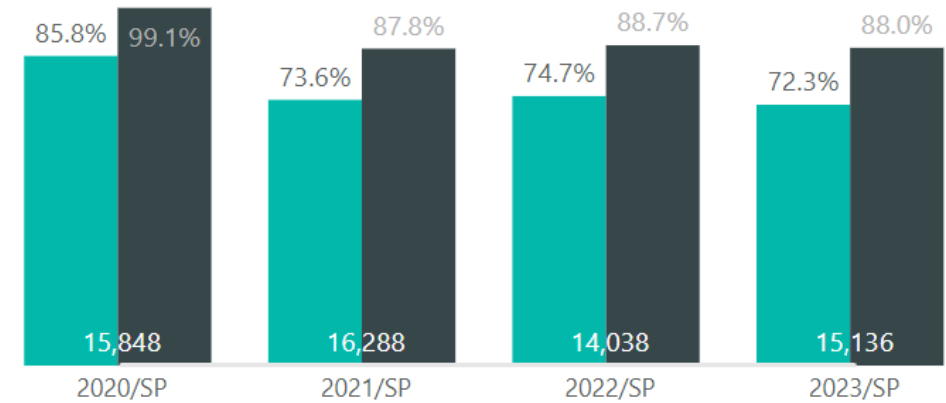
## Four Year Course Success Trend

● Course Success ● Course Completion ● Enrollment



## Four Year Course Success Trend

● Course Success ● Course Completion ● Enrollment



**Meeting Notes:** Resembling BSS patterns, AHIS success rates have stayed relatively steady with a slight decline in Spring 2023.

## Art History – Disaggregated Achievement – Last four Spring Semesters.

Click on the + button to see data disaggregated by gender

Race/Ethnicity	Enrollment	Success Rate	Success Rate Gap	Course Completion Rate	Course Completion Gap
+ American Indian	< 10	66.7%	-6.4%	100.0%	9.5%
+ Asian	326	85.0%	14.1%	94.8%	5.1%
+ Black or African American	238	59.2%	-15.6%	85.7%	-5.4%
+ Hawaiian/Pacific Islander	< 10	100.0%	27.0%	100.0%	9.5%
+ Hispanic or Latina/e/o	1,051	70.9%	-4.3%	89.2%	-2.5%
+ Two or More Races	107	81.3%	8.7%	94.4%	4.1%
+ Unknown or Decline	75	37.3%	-37.0%	92.0%	1.6%
+ White	315	84.1%	13.0%	92.1%	1.8%

Art History

Click on the + button to see data disaggregated by gender

Race/Ethnicity	Enrollment	Success Rate	Success Rate Gap	Course Completion Rate	Course Completion Gap
+ American Indian	< 10	66.7%	-6.4%	100.0%	9.5%
+ Asian	326	85.0%	14.1%	94.8%	5.1%
+ Black or African American	238	59.2%	-15.6%	85.7%	-5.4%
+ Hawaiian/Pacific Islander	< 10	100.0%	27.0%	100.0%	9.5%
+ Hispanic or Latina/e/o	1,051	70.9%	-4.3%	89.2%	-2.5%
+ Two or More Races	107	81.3%	8.7%	94.4%	4.1%
+ Unknown or Decline	75	37.3%	-37.0%	92.0%	1.6%
+ White	315	84.1%	13.0%	92.1%	1.8%

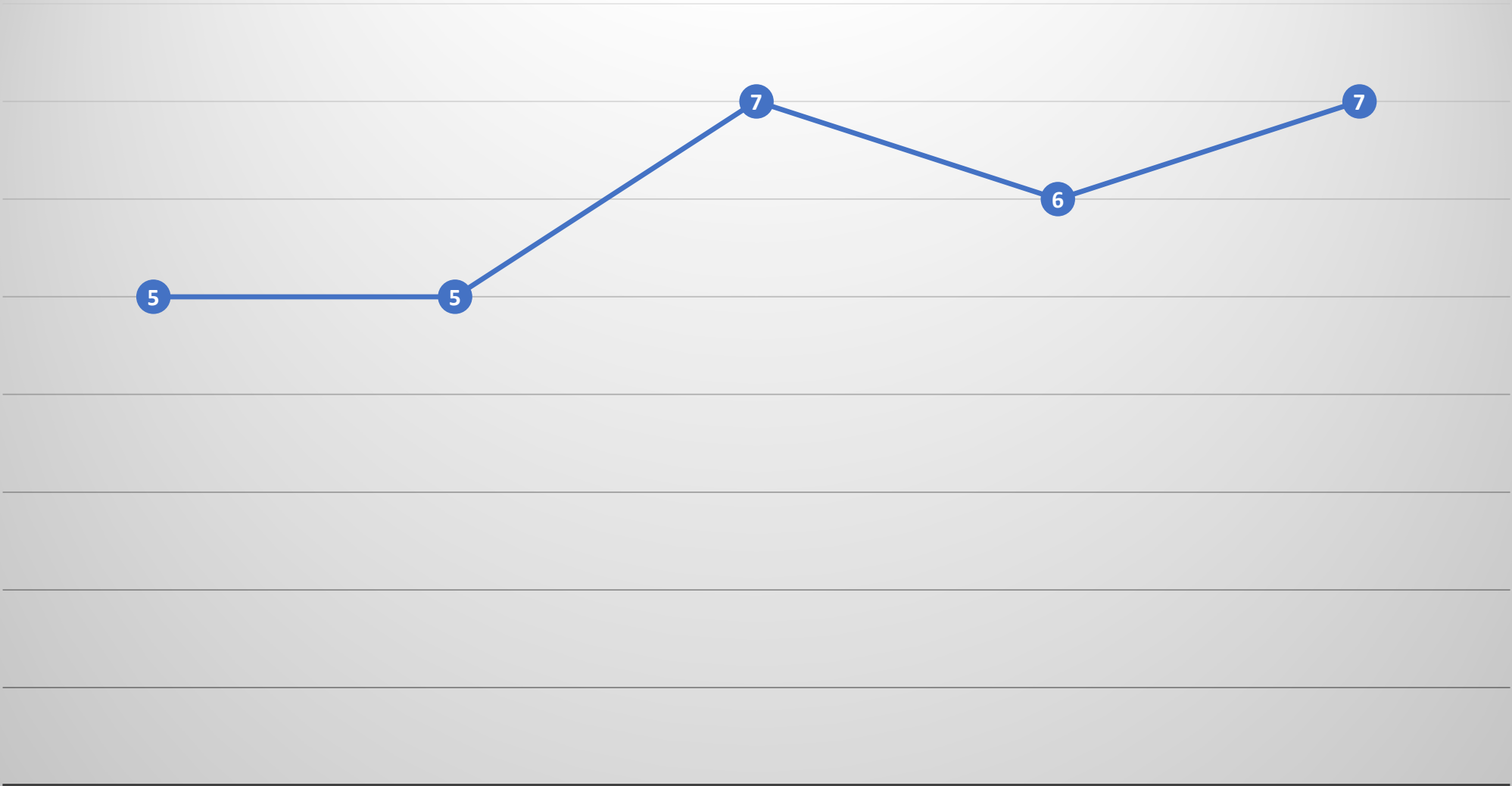
BSS Division

Click on the + button to see data disaggregated by gender

Race/Ethnicity	Enrollment	Success Rate	Success Rate Gap	Course Completion Rate	Course Completion Gap
+ American Indian	178	69.7%	-7.0%	90.4%	-0.6%
+ Asian	8,260	86.5%	11.3%	94.0%	3.5%
+ Black or African American	8,189	67.4%	-10.7%	87.7%	-3.8%
+ Hawaiian/Pacific Islander	279	67.4%	-9.3%	89.2%	-1.8%
+ Hispanic or Latina/e/o	32,674	75.2%	-3.1%	90.8%	-0.5%
+ Two or More Races	2,388	80.4%	3.9%	92.0%	1.0%
+ Unknown or Decline	420	72.1%	-4.6%	86.9%	-4.1%
+ White	8,871	81.3%	5.4%	92.1%	1.3%

**Meeting Notes:** The equity gap for Black AHIS students is 15.6%, which is higher than the division gap of 10.7%. The equity gap for Latina/o AHIS students is 4.3%, which is slightly higher than the division gap of 3.1%.

# ART HISTORY DEGREES



2016-17

2017-18

2018-19

2019-20

2020-21

—●— Degrees

# Curriculum and SLOs

## Meeting Notes:

**Curriculum** – Ali is developing a new course on Islamic Art. This is an important course that will reflect the large Islamic population of students on campus. Irena can help Ali will finding TOP codes and with other questions about new courses in Curriculog. Next year, Ali hopes to break AHIST 207 into 2 sections.

**SLO Assessment** – Karen has tabulated the results for the second PLO and the results were good. There was an 80% success rate in all areas: content/subject matter, context, and interpretation. The AHIS tutor is well-liked by the students and can help them understand how important context is to interpretation.

**Memorandum of Understanding between El Camino Community College District and the El Camino College Federation of Teachers  
June 13, 2023**

Collective Bargaining Agreement (CBA) Article 8 Sections 2, 6, and 7, Teaching Load  
This Memorandum of Understanding (MOU) represents the resolution of the Class Size Determination process for class size changes submitted during the 2021-2022 academic year. This process is an extension of the follow CBA articles:

- Article 8 Section 4 – Instructional Objectives
- Article 8 Section 7 – Division Load Committee

It is hereby agreed between the parties that:

1. Effective Winter 2024, all of the below classes will have the following student course caps.

New Cap	CLRW Approved Cap	Current Cap	Class(es)
40	35	45	American Studies 7
45	35	45	Art History 101
40	35	45	Art History 102a, 102b, and 102c
40	40	45	Astronomy 20
27 <sup>1</sup>	24	31	Chemistry 1A, 1B, 4, and 20
10	10	20	Educational Development 29
18	18	30	Educational Development 35
20	20	30	Educational Development 36
14	14	18	Educational Development 37
30	25	30	English 1A and 1As
45	35	45	History 101 and 102
40	35	45	History 105, 106, 108, 110, 111, 112, 114, 122, 128, 129, 140, 141, 152, and 154
35	35	38	Japanese 1 and 2
30	30	35	Japanese 3 and 4
20	20	28	Journalism 6

**Meeting Notes: Negotiations on course caps are partially completed. 102a, 102b, and 102C have been lowered from 45 to 40. Negotiations on 101, will continue after the contract negotiations are concluded.**

20	20	25	Journalism 9
20	20	30	Journalism 11 and 14
40	35	50	Psychology 117, 119, and 125
45	40	50	Sociology 101
40	35	50	Sociology 102, 104, 107, 108, 110, 112, 113, 115, and 118

1. This Memorandum of Understanding shall settle all impacts and effects relating to the actions and decisions in implementing new class sizes commencing Winter 2024. This Memorandum of Understanding is not intended to establish or support any claim of “past practice” regarding the next round of submittals or negotiations pertaining to course caps.
2. The updated and complete ECC Course Cap spreadsheet will be updated and posted on the HR website where MOUs are posted by July 1 every year.
3. All course capacity changes included in this memorandum of understanding will be re-negotiated during Spring 2026 for implementation beginning Fall 2026.
4. Upon completion of Federation and District contract negotiations, negotiations for the AHIS 101, ENGL 1A and 1As, HIST 101 and 102, and SOC 101 applications will recommence between the Federation and the VPAA within 10 business days after Federation ratification of the successor contract.

For the Federation:

*Stephanie Merz*

Stephanie Merz

El Camino College Federation of Teachers

Date June 13, 2023

For the District:

*Jane Miyashiro*

Jane Miyashiro, Vice President Human Resources

El Camino Community College District

Date 7/10/2023