



El Camino College

**Application for
Admission**

www.elcamino.edu

PATH TO ENROLLMENT



Apply for Admission



Assessment Survey



Financial Aid
(FAFSA or Dream Act)



Orientation



Educational Planning





SOUTH BAY
PROMISE
EL CAMINO COLLEGE

BENEFITS

- 2 free years - No Class Fees
- Priority registration
- Additional support throughout the 1st 2 years at El Camino
- Personalized counseling & support
- Receive priority for laptop loan

REQUIREMENTS

- Additional Application
- Apply for FAFSA or CA Dream Act
- Complete the Path to Enrollment
- Complete all of the steps by **April 30**
- Must join an eligible support program

Open to all first time college students (regardless of HS Graduation Year)

7th ANNUAL COLLEGE NIGHT



NOVEMBER 9



NOVEMBER 9, 2022 • 5–7:30 P.M.

Discover everything El Camino has to offer at our annual showcase!

- Two years free college with South Bay Promise
- ESL Information Session
- Short-term career training through Community Education
- Resource Fair
- Campus Tours
- Career Education Programs
- Transfer Strategies

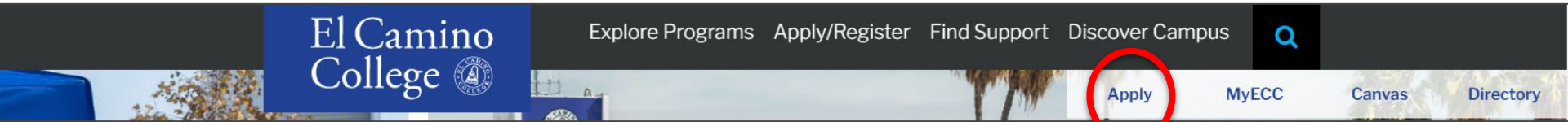
Visit www.elcamino.edu/collegenight for more info & RSVP

HAVE THESE ITEMS BEFORE APPLYING

- **Valid Email Address**
- **Social Security Number** (required if you have one)
- Parental Military Information (if applicable)
- Residency Status Documentation (if applicable)

EL CAMINO COLLEGE WEBSITE

1. Go to www.elcamino.edu
2. In the top-right, click on **Apply**



3. Scroll down and click **Start Application** button

START APPLICATION

OPENCCC ACCOUNT

If this is your first time applying to a California Community College, click **Create an Account**.

Application for Admission to College

Before applying to college you must first have an OpenCCC account.

The OpenCCC single sign-in account allows you to access the online services of the California Community Colleges.

OpenCCC is a service of the California Community Colleges Chancellor's Office. The information in your account is kept private and secure.

[Create an Account](#)

or

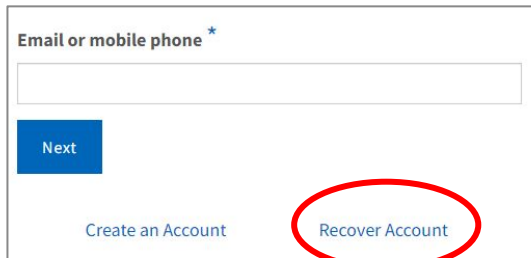
Sign In

If you've previously created an OpenCCC account, instead click **Sign In**.

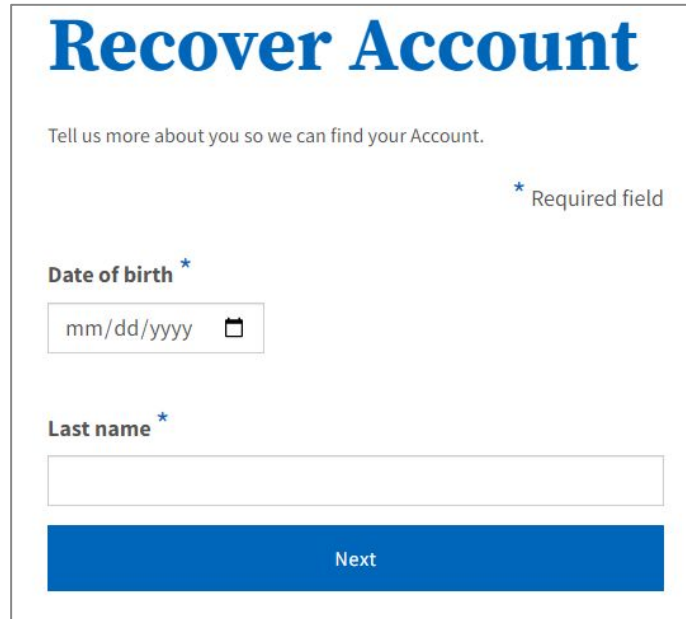
OPENCCC ACCOUNT

Forgot Your Account Information?

If you've previously created an OpenCCC account and forgot your username or password, click the **Recover my Account** tab for recovery options.



This screenshot shows the initial account recovery options. It features a text input field labeled "Email or mobile phone *". Below the field are two buttons: a blue "Next" button and a "Recover Account" button. The "Recover Account" button is circled in red, and a red arrow points from it towards the "Recover Account" form on the right.



This screenshot shows the "Recover Account" form. The title "Recover Account" is in large blue font. Below it is the instruction "Tell us more about you so we can find your Account." and a note "* Required field". The form includes three required fields: "Date of birth *" with a date input field (mm/dd/yyyy) and a calendar icon; "Last name *" with a text input field; and a blue "Next" button at the bottom.

1. Confirm your Date of Birth and Last Name.
2. Confirm your Zip Code used to register your account.

Still Can't Sign In?

Call 877-247-4836 or email support@openccc.net

OPENCCC ACCOUNT

You must have an email address to apply for admission.

If you have a high school email address, it is better to use a **personal email address** to ensure you will be able access to this after you graduate from high school.

To start, enter your email and then click on **Email My Verification Code**

Create Your Account

Enter your email address to begin creating your California Community Colleges student account. You will receive a code via email to verify your identity and keep your account secure.

Email

[Use mobile phone instead](#)

Email My Verification Code

[Back to Sign In](#)

OPENCCC ACCOUNT

Verify Your Account

Next, verify your email address by entering the Verification Code and click on **Verify Email**.

If you do not receive your verification code click on **Resend Email**.

Or to use a different email address click on **Back to Sign In**.

A verification code has been sent to *your email*
Please enter the verification code to verify your account. If you did not receive the code in your inbox, check your spam or junk folder.

Verification Code

Verify Email

Didn't receive an email? [Resend email](#)
[Back to Sign In](#)

Reminder

If you have a high school email address, it is better to use a **personal email address** to ensure you will be able access to this after you graduate from high school.

OPENCCC ACCOUNT

Create Profile

What

Create a secure California Community Colleges account.

Why

A California Community Colleges account will save your progress for future sessions.

How Long

3 steps

(Estimated 2 minutes remaining)

Step 1: Complete your OpenCCC account by filling in your contact information and agree to the Terms of Use.

Once you answer this question you may be asked to enter your street address. Enter an address where you would like to receive mail.

Double check to make sure the info you entered is correct.

Step 1 Contact Information

Please enter your Contact Information in the following fields.

* Required field

Email Address *

Confirm Email Address *

Primary Phone Number Phone Type

Mobile

For international numbers insert + before country code

I agree to the [Terms of Use](#) and to receive emails at any email address I have provided or may provide in the future, from any entity associated with my application process, including but not limited to my designated schools and programs.

Are you currently homeless? *

Yes No

Please agree to the Terms of Use and fill all required fields in Step 1 to continue to the next step.

Next >

OPENCCC ACCOUNT

Step 2:

Complete your OpenCCC account by filling in your personal information.

If you do not have a middle name you can leave the section blank.

Step 2 Personal Information * Required field

Legal First Name

Legal Middle Name

Legal Last Name *

Suffix

Preferred Name

Date of Birth *

Confirm Date of Birth *



OPENCCC ACCOUNT

Step 3: Finish completing your OpenCCC account by creating a unique password and confirming your password.

Make sure your password follows all the requirements, then click on **Create Account**.

Step 3 Credentials

Password must:

- not contain your name
- be at least 8 characters in length
- contain at least one uppercase letter
- contain at least one lowercase letter
- contain at least one number
- contain at least one of the following special characters (!, @, #, \$, %, ^, & or *)

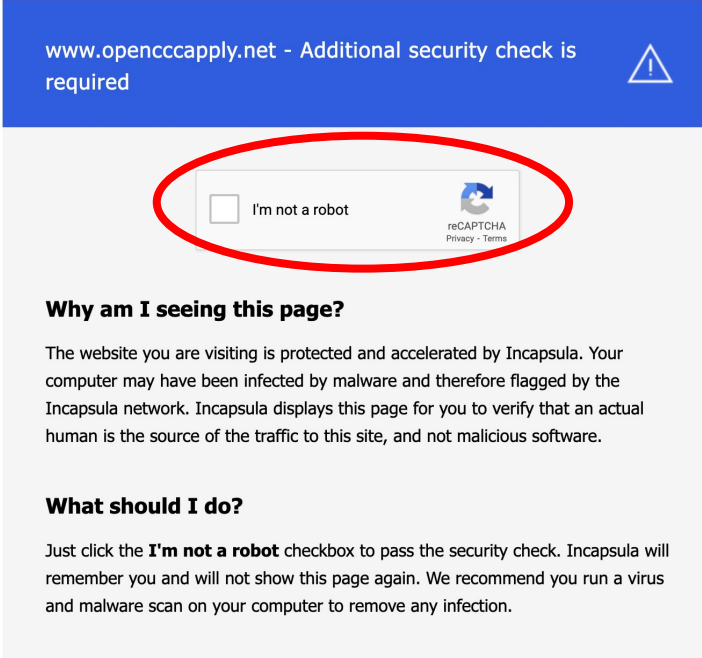
Password

Confirm Password

Create Account

OPENCCC ACCOUNT

After you click on **Create My Account**, you will be prompted to click on the security checkbox labeled “I’m not a robot.”



www.opencccapply.net - Additional security check is required

I'm not a robot

reCAPTCHA
Privacy - Terms

Why am I seeing this page?

The website you are visiting is protected and accelerated by Incapsula. Your computer may have been infected by malware and therefore flagged by the Incapsula network. Incapsula displays this page for you to verify that an actual human is the source of the traffic to this site, and not malicious software.

What should I do?

Just click the **I'm not a robot** checkbox to pass the security check. Incapsula will remember you and will not show this page again. We recommend you run a virus and malware scan on your computer to remove any infection.

START YOUR APPLICATION

Once your account is created you will see this screen.

NOTE: You have not yet submitted an application for admission.

Click on **Start a New Application** to begin your application for admission.



California
Community
Colleges

CCCApply

CCCID: BQG8075 Wally Warrior Sign Out

My Applications

Settings ▾

CCC MyPath



EL CAMINO COLLEGE



My Applications

Start a New Application

ENROLLMENT INFORMATION

Welcome

Enrollment 1
Profile
Education
Citizenship/Military
Residency
Needs & Interests
Demographic Information
Supplemental Questions
Submission

Enrollment Information

Term Applying For [?](#)

Educational Goal [?](#)

Major Category [?](#)

Intended Major or Program of Study [?](#)

1. Select the **Term** that you are applying for (i.e. Summer 2023 or Fall 2023)
2. Select your own personal **Educational Goal** (i.e. obtain an Associates Degree and transfer, earn a Career Technical Certificate, etc.)
3. Select your **Intended Major or Program of Study** (This is a starting point for admission purposes. If you are unsure, make your best guess and you can always change it later.)



Click the **Continue** button when finished with each page. Each page is automatically saved every time you click continue.

PROFILE INFORMATION

Profile

Previous Name

Do you have a **previous legal name** that was used on legal documents or education transcripts?

Yes No

Click on this option if you have a SSN or a Taxpayer ID number.



Social Security Number

The Social Security Number (SSN) or Taxpayer Identification Number (TIN/iTIN) is used by the college as a means of matching student records, facilitating federal financial aid, and reporting tax-related information to the Internal Revenue System (IRS). However, it is not required for admission.

[Why am I being asked for my social security number?](#)

Do you have a social security number or taxpayer identification number?

Yes, I have a social security number or taxpayer identification number.
 No, I do not have a social security number or taxpayer identification number, or I decline to provide one at this time.

Or click on this option if you have **never** had a SSN.



i Just Remember...

Providing a social security number or taxpayer identification number is not required with respect to non-U.S. resident students (whether documented or undocumented), students taking noncredit courses, students whose qualified tuition and related expenses are waived or paid with scholarships or paid by an institutional third party including an employer or government agency. (26 C.F.R. § 1.6050S-1.) A SSN or TIN/iTIN is not required when IRS reporting is not required.

Check this box if you are a student enrolled exclusively in noncredit courses, an undocumented student, an international student, a nonresident alien, or another exception and do not have a social security number or taxpayer identification number.



Check this box if the above information applies to you.

PROFILE INFORMATION

Next, enter your current mailing address and check any of these options if they apply to you.

Once you enter and double check the information click **Continue**.

Current Mailing Address

My mailing address is the same as the Permanent Address in my OpenCCC Account above ?

My current mailing address is **outside the United States** ?

Street Address ?

Include apartment number or suite

City ?

State ?

-- Select State --

Zip Code ?

Continue >

EDUCATION

Make sure to answer these questions with the stated date in mind:

As of August 26, 2023

If you will have graduated high school by the stated date, select "Received HS Diploma from U.S. School"

#1

Education

Your responses will be kept private and secure and will not be used for discriminatory purposes.

College Enrollment Status

As of July 01, 2023, I will have the following college enrollment status: ?

-- Select enrollment status --

High School Education

High school education level as of July 01, 2023 ?

-- Select enrollment status --

Select a State and begin typing in your high school name. Then **select your high school** from the options that will appear.

#2

Current or Most Recent High-School Attended ?

I attended high school. ?

Country ?

United States of America (the) ?

State ?

California ?

Enter the name or city of the last school or homeschool you attended. Then make a selection from the list. ?

Another section will appear where you can fill in your high school transcript information. You should fill this in as **accurately as you can.**

#3

High School Transcript Information

College staff use this information to provide guidance. Your responses will not affect your admission to college.

What was your [unweighted high school GPA](#) (grade point average)? Please enter a value between 0.00 and 4.00. ?

If you are still in high school, enter your [cumulative unweighted GPA](#) as of the end of 11th grade.

What was the highest English course you completed in high school? You may have passed or not passed the course, but you remained enrolled until the end.

-- Select --

What was the highest [math course](#) you completed in high school? You may have passed or not passed the course, but you remained enrolled until the end.

-- Select --

CITIZENSHIP/MILITARY

Citizenship/Military

Your responses will be kept private and secure and will not be used for discriminatory purposes.

Citizenship & Immigration

Citizenship & Immigration Status [?](#)

U.S. Citizen 

U.S. Military/Dependent of Military

U.S. Military status as of June 18, 2023 [?](#)

None apply to me 

Are you a Permanent Resident or Visa Holder?

Please have the following information ready:

- Alien Registration Number or Visa Type
- Issue Date & Expiration Date


Undocumented Student?

Select "Other," then check the "No documents" box.

Are you a Veteran or Child of a Veteran, Active Duty, Etc.?

Please have the following information ready:

- Military member's State of Legal Residence
- Military member's Home of Record
- Date of Discharge (if applicable)
- Type of Discharge (if applicable)

Continue 

RESIDENCY

Residency

Your responses will be kept private and secure and will not be used for discriminatory purposes.

California Residence

Have you lived in California continuously since June 18, 2021? [?](#)

Yes No

Out-of-State Activities

As of June 18, 2021, have you engaged in any of the following activities? Check each activity that applies.

- I paid taxes outside of California [?](#)
- I registered to vote outside of California [?](#)
- I declared residency at a college or university outside of California [?](#)
- I filed for a lawsuit or divorce outside of California [?](#)



Special Residency Categories

At any time in the last 24 months were you determined to be homeless by any of the following agencies? [?](#)

- High school or school district homeless liaison
- Emergency shelter or transitional housing program
- Director of a runaway or homeless youth basic center or transitional living program

Yes No

Have you ever been in [court-ordered foster care](#)? [?](#)

Yes No

Answer all residency questions as they apply to you.

ANSWER THESE QUESTIONS CAREFULLY! Note the dates pertaining to CA Residence and Out-of-State Activities.

Continue



NEEDS & INTERESTS

Select any options that you're interested in or apply to you.

Needs & Interests

This information you provide on this page will not be used in making admission decisions and will not be used for discriminatory purposes.

Main Language

Are you comfortable reading and writing English?

Yes No

Financial Assistance


Are you interested in receiving information about money for college?

Yes No

Are you receiving TANF/CalWORKS, SSI, or General Assistance?

Yes No

Athletic Interest

Are you interested in participating in a sport while attending college? 

(Your response does not obligate you in any way. To be eligible to participate on an intercollegiate team, you must be enrolled in at least 12 units.)

- Yes, I am interested in one or more sports, including the possibility of playing on an [intercollegiate team](#).
- Yes, I am interested in [intramural or club sports](#), but not in playing on an intercollegiate team.
- No, I am not interested in participating in a sport (beyond taking P.E. classes).

Programs & Services

Check the programs and services in which you are interested. (Not all college campuses offer every program and service listed.)

- Academic counseling/advising
- Basic skills (reading, writing, math)
- CalWorks
- Career planning
- Child care
- Counseling - personal
- DSPS - Disabled Student Programs and Services
- EOPS - Extended Opportunity Programs and Services
- ESL - English as a Second Language
- Health services
- Housing information
- Employment assistance
- Online classes
- Re-entry program (after 5 years out)
- Scholarship information
- Student government
- Testing, assessment, orientation
- Transfer information
- Tutoring services
- Veterans services

Continue



DEMOGRAPHIC INFORMATION

Information collected here is for demographic purposes only.

For Gender/Transgender and Sexual Orientation, select the option you best identify with, or you can select “Decline to State.”

Select your parents’ or guardians’ highest level of education (**required**), and one or more race/ethnicity (**not required**).

Demographic Information

Gender/Transgender

This information will be used for state and federal reporting purposes. It is optional and voluntary and will not be used for a discriminatory purpose. “Gender” in this context, means a person’s sex, or a person’s [gender identity](#) and [gender expression](#).

Gender [?](#)

-- Select Gender --

Do you consider yourself [transgender?](#) [?](#)

-- Select Transgender Response --

Sexual Orientation

By California law, the California Community Colleges collect voluntary demographic information regarding the sexual orientation, gender identity, and gender expression of students.

- This information is used for summary demographic reporting and will not be used for a discriminatory purpose.
- Your responses are kept private and secure.
- Providing this information is optional.

Please indicate your [sexual orientation](#) [?](#)

-- Select Sexual Orientation --

Parent/Guardian Educational Levels

Regardless of your age, please indicate the education levels of the [parents and/or guardians who raised you](#).

Parent or Guardian 1 [?](#)

-- Select Education Level --

Parent or Guardian 2 [?](#)

-- Select Education Level --

Race/Ethnicity

Per U.S. Department of Education guidelines, colleges are required to collect this racial and ethnic data.

Check the box below if you identify as Hispanic or Latino. If you indicate that you are Hispanic or Latino, you will have the option to select more specific ancestry groups.

Are you Hispanic or Latino?

Yes No

Check all of the ethnicity, nation, and ancestry groups that you identify with. When you select a major ethnicity group, you will have the option to select more specific ancestry groups. Select all that apply.

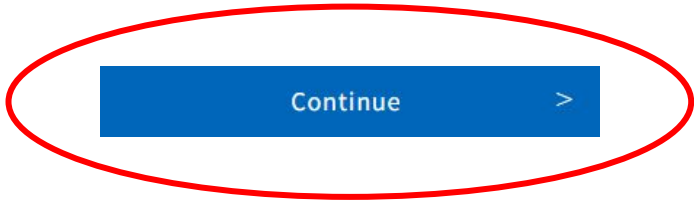
- Asian
- American Indian or Alaska Native
- Black or African American
- Native Hawaiian or Other Pacific Islander
- Middle Eastern or North African
- White

Continue



SUPPLEMENTAL QUESTIONS

The Supplemental Questions section are optional. You may answer them if you are interested!



Supplemental Questions

Women's Sports Interest Survey. Participation requires enrollment in 12 units during season of sport. Indicate your interest by selecting Yes or No for each sport. Please scroll down the page for the men's sports interest survey.

* Not currently offered at El Camino College

Men's Sports Interest Survey. Participation requires enrollment in 12 units during season of sport. Indicate your interest by selecting Yes or No for each sport.

Badminton

Yes No

Basketball

Yes No

Cross Country

Yes No

Field Hockey *

Yes No

Golf *

Yes No

Lacrosse *

Yes No

SUPPLEMENTAL QUESTIONS

El Camino College | Term: Fall Semester 2023 | Application #: 24996314

Supplemental Questions

Enrollment	✓
Profile	✓
Education	✓
Citizenship/Military	✓
Residency	✓
Needs & Interests	✓
Demographic Information	✓
Supplemental Questions	1
Submission	

1. How do you plan to take classes? Choose one

- In-person only
- Online only
- It doesn't matter, I have no preference.

2. Are you someone impacted by the justice system (ex. formerly incarcerated, system-impacted, detained juvenile)?

- Yes No

3. Have you experienced barriers in finding employments?

- Yes No

4. Have you encountered barriers in securing housing?

- Yes No

5. Do you need access to legal services?

- Yes No

Save

Continue



SUBMISSION

Submission

Click the **Review My Application** button to confirm your application for admission is complete and accurate.

No changes can be made after your application is submitted.

Review Your Responses

[Save as PDF](#)

We recommend that you review your responses to ensure you've provided complete and accurate information.

[Review My Application](#)

Select an option for consent to release information. Information released for research and planning purposes only.

Request for Consent to Release Information

I authorize the Chancellor's Office, California Community Colleges, and the community colleges I am attending to release necessary personal information contained in my education records, including my Social Security number, for the purposes described below. To learn more about how your personal information is stored and used, see the [Privacy Policy](#).

- To federal or state agencies to evaluate jointly administered programs or to comply with reporting requirements;
- To data matching services to measure student success in transferring to four-year colleges or universities;
- To colleges, universities, or government agencies to promote outreach to students and to enhance transfer;
- To the California Student Aid Commission to facilitate the award of financial aid; and
- To organizations or agencies assisting the Chancellor's Office or the community colleges you attend with research and analysis.

I consent

I do not consent

SUBMISSION

Submit Your Application

You are about to submit your application to El Camino College.
NO CHANGES can be made to your application once it is submitted.

California state law* allows you to submit your application and residency information online with an electronic signature verification. Your completion of this page will provide the necessary verification for electronic submission. The security and privacy of the information in your submitted application are protected as described in the CCCApply Privacy Policy.

* Section 54300 of subchapter 4.5 of chapter 5 of division 6 of title 5 of the California Code of Regulations.

By Checking here, I, Wally Warrior, declare that: [?](#)

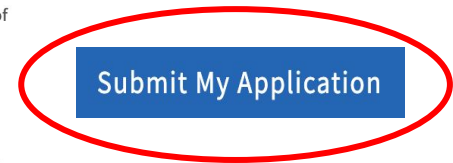
- All of the information in this application pertains to me.
- Under penalty of perjury, the statements and information submitted in this online admission application are true and correct.
- I understand that falsification, withholding pertinent data, or failure to report changes in residency may result in District action.
- I understand that all materials and information submitted by me for purposes of admission become the property of El Camino College.

By Checking here, I, Wally Warrior, acknowledge understanding that: [?](#)

- Federal and state financial aid programs are available and may include aid in the form of grants, work study, and/or any available student loans. I am aware that I may apply for assistance for up to the total cost of my education including enrollment fees, books & supplies, transportation, and room and board expense.
- I may apply for financial assistance if I am enrolled in an eligible program of study (certificate, associate degree, or transfer), and may receive aid if qualified, regardless of whether I am enrolled full-time or part-time.
- Financial aid program information and application assistance are available in the financial aid office at the college. The application is also available on-line.

Note: CCCApply will provide links to financial aid information and applications after you submit this application. You can also find financial aid information at www.icanaffordcollege.com, and on most college websites.

Lastly, click these checkboxes to electronically sign the application, then click the **Submit My Application** button.



Submit My Application

WHAT TO EXPECT

Right Away

- You will see a **Confirmation** page (with a Confirmation Number) confirming your application for admission has been submitted
- You will receive an email from OpenCCC confirming your OpenCCC account has been created
- You will receive an email from El Camino College confirming your application has been received

Within 3-5 Business Days (weekends and holidays excluded)

- You will receive another email from El Camino College with your **ECC Student ID Number** and **MyECC username and temporary password**
 - Your username is also your **ECC Email Address** (access in MyECC or at mail.elcamino.edu)
 - Keep your MyECC username and password in a safe place
 - Click the link to access [MyECC](#), where you can register for classes, pay your fees, view your grades, etc.

WHAT'S NEXT?

- **Financial Aid**

Need help paying for college? Apply for financial aid by completing the **Free Application for Federal Student Aid (FAFSA)** or the **California Dream Act Application (CADAA)** online. (The school code for ECC is 001197)

- **Assessment**

Complete the English and Mathematics Placement Survey in **MyECC** (on the Student Home screen). After you receiving your placement, you can register for English/Math courses. ESL and Chemistry placement tests are also offered by the **Assessment & Placement Office** by appointment, call (310) 660-3405 to schedule.

- **Orientation**

Familiarize yourself with ECC and its resources! Your orientation can be completed online in **MyECC** (under Web Services) or via a virtual **Zoom meeting** orientation.

- **Educational Planning**

Meet with a counselor and complete an Educational Plan to identify what classes to take to achieve your educational goals. To schedule a counseling appointment, go to the **Counseling Appointments** web page (login with MyECC username and password). For questions, call the Counseling Front Desk at (310) 660-3458.

WHAT'S NEXT?

- **Register for Classes**

Register for classes using [MyECC](#). In the Self-Service menu on the left, there is a Registration menu with options to:

- View your **Registration Appointment** (you can register on or any time after the given date and time)
- Use **Schedule Builder** to search for sections and add them to your Shopping Cart
- **Register and Drop Sections** (this is your Shopping Cart)
- Use **Online Add** to add a class with an Add Code
- See **your Class Schedule** after you register

Pay fees online by clicking Financial Information, then **View Account and Make Payments**.

If you have any questions, please contact the Office of Outreach and School Relations at outreach@elcamino.edu or (310) 660-3487.