



2013-14 Annual Report

El Camino Community College District Citizen's Bond Oversight Committee



Citizens' Bond Oversight Committee Annual Report 2013-2014

Table of Contents

Citizens' Bond Oversight Committee

Executive Summary	Page 1
Statement of Compliance	Page 2
Citizens' Bond Committee Members	Page 3
Citizens' Bond Committee Terms of Office Chart	Page 4

The 2002 Bonds

Year #12 Commentary	Page 5
Facilities Master Plan Funding	Page 6
Bond Fund Expenditures Year 2011-2012 (by Type and Category)	Page 7
Bond Fund Expenditures Year 2002-2012 (by Type and Category)	Page 8
Facilities Master Plan Construction Schedule (original)	Page 9
Facilities Master Plan Construction Schedule (current)	Page 10
Continuing Disclosure Certificate (by Categories and Projects)	Page 11
2002 General Obligation Bond Fund	Page 12

The 2012 Bonds

2012 General Obligation Bond Fund	Page 16
---	---------

Appendix

Independent Auditor's Report	Page 17
Independent Auditor's Financial Audit	Page 17
Citizens' Bond Oversight Committee Agendas	Page 17
Citizens' Bond Oversight Committee Minutes	Page 17
Citizens' Bond Oversight Committee Bylaws	Page 17
ECC Board of Trustees Measure E Minutes	Page 17
Original Resolution 2002-1 and Exhibit B	Page 17
Resolution Authorizing the Issuance of General Obligation Bonds, Series 2006B	Page 17
Resolution Authorizing General Obligation Bonds, 2005-1	Page 17

Executive Summary

The El Camino Community College District (ECCCD) was successful at the November 5, 2002 election in obtaining authorization from the district's voters to issue \$394 million in general obligation bonds. District voters also gave the ECCCD authorization following the November 5, 2012 election to issue \$350 million in general obligation bonds.

The elections were each conducted under Proposition 39. Pursuant to Section 15278 of the Education Code, the ECCCD established a committee to satisfy the accountability requirements of Prop 39. In March 2013, the El Camino Community College District Board of Trustees confirmed that the Citizens' Bond Oversight Committee initially established for the 2002 Measure shall have the duties and rights set forth in the committee's bylaws with oversight responsibility over both 2002 Measure E and 2012 Measure E.

The charter of the El Camino Community College District Citizens' Bond Oversight Committee is to inform the public concerning bond revenue expenditures and to actively "review and report" on the expenditure of these funds. Our committee comprises a cross section of the citizenry who have volunteered their time to represent various constituencies, and fulfill the responsibilities listed above.

During the 2013-14 fiscal year, the committee met on a regular basis; reviewing expenditures, touring campus renovations, asking questions, and expressing the concerns and recommendations. This Annual Report of the El Camino Community College District Citizens' Bond Oversight Committee documents the results of these activities and serves to fulfill the basic tenets of the charter.

Within this report are the agendas and minutes of the open public meetings, as well as the independent audit for the fiscal year ending June 30, 2014, performed by the firm of Vicenti Lloyd Stutzman LLP. The committee examined and reviewed this audit, the results of which are contained herein.

A summary of Bond Expenditures for the Fiscal Year ending June 30, 2014:

Additional Classrooms & Modernization	\$	10,295,343
Campus Site Improvements	\$	2,351,673
Energy Efficiency Improvements	\$	–
Health & Safety Improvements	\$	36,854,017
Information Technology & Equipment	\$	1,139,238
Physical Education Facilities Improvements	\$	–
Total Expenditures	\$	50,640,271


Kirk J. Retz, Chair

*El Camino Community College District
Citizens' Bond Oversight Committee*

Statement of Compliance

In compliance with requirements of Article XIII A, Section 1 (b)(3) of the California Constitution and meeting requirements of the Certificate of Disclosure contained herein, we the undersigned members of the 2014-15 Citizens' Bond Oversight Committee do verify that this is a true and valid Annual Report.

In particular, bond revenue has been expended only for the purposes so described in Measure E and no funds were used for any teacher or administrator salaries or other operating expenses as prohibited by Article XIII A, Section 1 (b)(3)(a) of the California Constitution.



Dwight Choyce



Gloria Dumais



Michael Goguen



Joan Jones



Nilo Michelin



Kirk J. Retz



Steve Scott

Dated: March 18, 2015

Citizens' Bond Oversight Committee 2013 – 2014

Dwight D. Choyce is a financial engagement manager with more than 20 years in the field. His career experience includes working with Big Four public accounting firms, as well as supervising internal audit and financial management with public and private companies. He has a bachelor's degree in accounting from Tuskegee University. In the community, Mr. Choyce is involved with the boards of the Big Brothers/Big Sisters of America organization and the Child Evangelism Fellowship (children's Christian ministry).

Michael Goguen is a financial adviser for Edward Jones, where he focuses on the overall financial and retirement planning needs of the individuals he serves. Residing in Torrance since 1984, Mr. Goguen and his wife Susan have four daughters and three grandchildren. Their two youngest daughters attended El Camino College; one transferred to the UC system, and one to a CSU. Mr. Goguen has served on the ECC Foundation board for several years, and has also served as past president of the Original Rotary Club of Torrance and was a Torrance Chamber of Commerce Board member.

Gloria L. Dumais, of Torrance, is a longtime member of the El Camino College community. She retired from the college in 2000 after a 20-year career, serving most recently as a supervisor in the Admissions and Records Department. During her time at El Camino College, Ms. Dumais served on many committees, including the Facilities Improvement Team, Calendar Committee, Staff Development Advisory Committee, Ride Share Committee, and the initial Datatel fact-finding team.

Joan Jones is a Manhattan Beach attorney and community volunteer. She graduated from Stanford Law School and has a bachelor's degree in economics from Goucher College in Baltimore. In the community, she served on the Manhattan Beach City Council, including a term as mayor from 1997-98. She has also been a board member for the Manhattan Beach Education Foundation, Goucher College, South Bay Free Clinic, the Mira Costa PTA, and founded the organization Tools to Talent.

Nilo Michelin is a Hawthorne City Council member, former Hawthorne School Board Member and a history teacher at Carson High School. He received a bachelor's degree in political science from UCLA and a degree of juris doctor from UCLA Law School. In the community, he is also a former president of both the Hawthorne Rotary Club and the Hawthorne Neighborhood Association. In addition, he served on the El Camino Community College District's Boundary Review Committee.

Kirk J. Retz is a member of Baker, Burton & Lundy and practices in the area of construction law, real estate and business law, handling both transactional and litigation matters. He has published numerous articles on topics in this field and frequently speaks on construction issues. In the community, Mr. Retz serves on the board of directors for the Del Amo Rotary Club, Torrance YMCA, the Gift Planning Council for Loyola Marymount University, and provides pro-bono legal services to the nonprofit organization "Keepers of Indigenous Ways." He is also president of his homeowner's association.

Steve Scott is Manager, Space And Systems Integration for Lockheed Martin, as a member of the Corporate Domestic Business Development staff. He earned a bachelor's degree in computer science from California State University, Long Beach and an engineering management credential from Caltech. Scott serves on the regional Board of Directors for the Air Force Association, the Armed Forces Communications Electronics Association and the National Defense Industrial Association.

Alejandro Ventura is the El Camino College Associated Students Organization (ASO) president, and has held several ASO positions during his time at ECC. Mr. Ventura plans to transfer to the University of California, Davis in the fall, where he will continue his studies in political science, with an international relations concentration. His career goals include applying to the Department of State, CIA, and Department of Defense after graduating from UC Davis.

Citizens' Bond Oversight Committee

Name	City of Residence	Occupation	Representing	Length of Term
Dwight D. Choyce	Inglewood	Financial Engagement Manager	Community Representative	Three Years 8/13-8/16
Gloria Dumais	Torrance	Retired	Senior Representative	Two Years 4/13-4/15
Mike Goguen	Torrance	Financial Advisor	Foundation Representative	Three Years 4/13-4/16
Joan Jones	Manhattan Beach	Attorney	Community Representative	Three Years 4/13-4/16
Nilo Michelin	Hawthorne	Council Member & Teacher	Community Representative	Two Years 4/13-4/15
Kirk Retz	Hermosa Beach	Construction Law	Taxpayer Representative	Three Years 4/13-4/16
Steve Scott	El Segundo	Aerospace Manager	Business Representative	Three Years 4/13-4/16
Alejandro Ventura	Torrance	ECC Associated Student President	Student Representative	One Year 7/13-7/14

Each term may be repeated once. Student members serve one year only.

Year Twelve Commentary

July 1, 2013 through June 30, 2014

During the 12th year of El Camino College's facilities master plan work, the college completed several new substantial projects, continued the design phase of many more, and continued construction on others. Funding for this work has come from the 2003 Series A Bond, the 2005 Series A refinance, and the 2006 Series B issuance. In addition, \$988,128 of interest was earned during the 2013 fiscal year.

Milestones:

- Construction continued on the Shops Building Replacement Project. The scope of this project is to construct a new building to house the Auto Collision/Painting, Air-conditioning/Refrigeration, Automotive Technology and Welding Programs of the Industry and Technology Division. Site improvements to the adjacent area are also included.
- Construction continued on the Industry & Technology Building Modernization Project (formerly Math & Computer Science). The scope of this project is to perform a complete building systems modernization and reconfiguration of internal space to accommodate the needs of the Industry and Technology Division Programs designated to occupy the area. Some programs outside of this division will also occupy portions of the renovated building. Included is the Information Technology Services Division.
- Construction was completed on the Science Technology Engineering and Math (STEM) Center. The scope of this project was to convert the lower level of the Natural Science Building to support the program requirements of STEM.
- The design phase was completed on the Channel Parking Lot F Structure Improvement Project and is currently being reviewed by the Division of the State Architect. The scope of this project is to repair all deficiencies identified in the conditions assessment report, and upgrade the structure to meet current code requirements including seismic upgrade.
- Construction was completed on the Channel Parking Lot F Structure Repair Project. The project consisted of removal, repair and replacement of expansion joints, concrete areas, and drains.
- Due to the need for additional parking, the design phase began on the Parking Lot C Project. This parking structure will provide 1,443 parking stalls on the north side of campus.
- A new Student Services Building is currently in the design phase. Programs in the new building will include: Admissions & Records, International Students, Veterans, Assessment and Testing, CalWORKs/CARE/EOPS, Career & Transfer Center, Counseling, Enrollment Services, Financial Aid, First Year Experience, Outreach & School Relations, Special Resources, Community Education, Foster Care, and the Language Academy.
- The design began for a new gymnasium building. This is the first project identified in the 2012 FMP. Programs in this new building include the basketball, volleyball, and other indoor sports programs. Constructing this building will allow P.E and Athletic programs to continue during the implementation of the FMP.

Challenges:

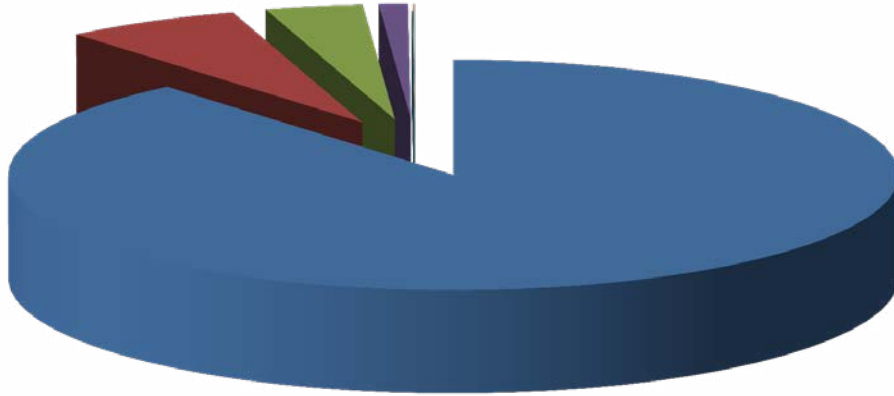
A continuing challenge is minimizing the disruption to campus programs and operations stemming from the large amount of construction activities.

Facilities Master Plan Funding*

Source	Total Income Budget	Income Received as of June 30, 2014	Uncollected Income as of July 1, 2014
State Capital Construction Program	\$ 33,900,000	\$ 13,850,095	\$ 20,049,905
State Scheduled Maintenance Program	15,600,000	3,685,183	11,914,817
State Hazardous Substance Abatement Program	2,200,000	637,417	1,562,583
State - Prop 39 Funds	1,175,761	655,150	520,611
Redevelopment Funds	1,300,000	1,323,284	(23,284)
Campus Center Fees	2,000,000	-	2,000,000
Parking Fees	700,000	420,000	280,000
Bookstore/Food Services	700,000	-	700,000
State Equipment & Library Materials Program	9,100,000	3,151,690	5,948,310
General Fund Unrestricted	2,036,947	2,036,947	-
Measure E Bond Funds	394,516,464	394,113,382	403,082
Interest	18,795,134	27,499,411	(8,704,277)
Refunding Income	6,866,756	6,866,756	-
Total	\$ 488,891,062	\$ 454,239,315	\$ 34,651,747

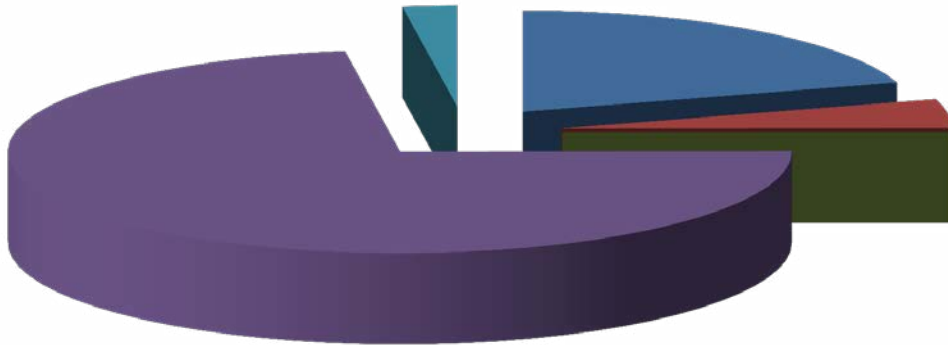
*This chart includes income from voter approved bond construction funds and other sources.

General Obligation Bond Fund Expenditures Year 2013 – 2014 (by Type)



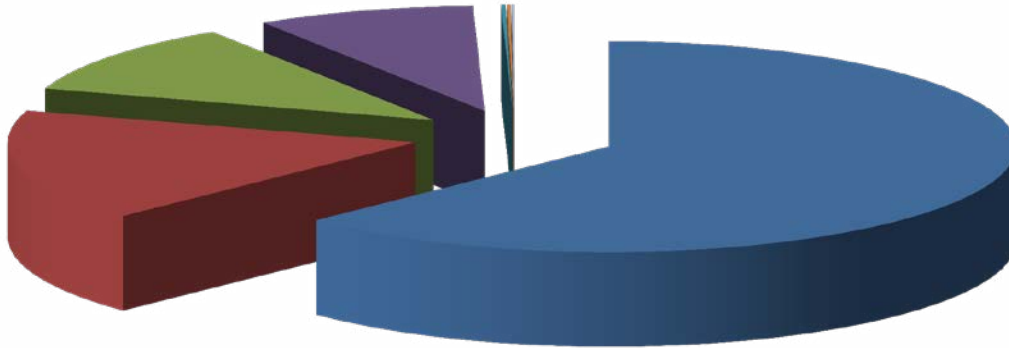
■ Buildings - \$45,002,703	■ Consulting Services - \$3,255,802
■ New Equipment - \$1,795,554	■ Legal Services - \$530,942
■ Site Improvements - \$22,816	■ Other Services and Expenses - \$13,749
■ Classified Salaries & Benefits - \$13,477	■ Rents, Leases, Repairs, Supplies - \$5,228

General Obligation Bond Fund Expenditures Year 2013 – 2014 (by Category)




■ Additional Classrooms & Modernization - \$10,295,343	■ Campus Site Improvements - \$2,351,673
■ Energy Efficiency Improvements - \$0	■ Health & Safety Improvements - \$36,854,017
■ Information Technology & Equipment - \$1,139,238	■ Physical Education Facilities Improvements - \$0

General Obligation Bond Fund Expenditures Year 2002 – 2014 (by Type)



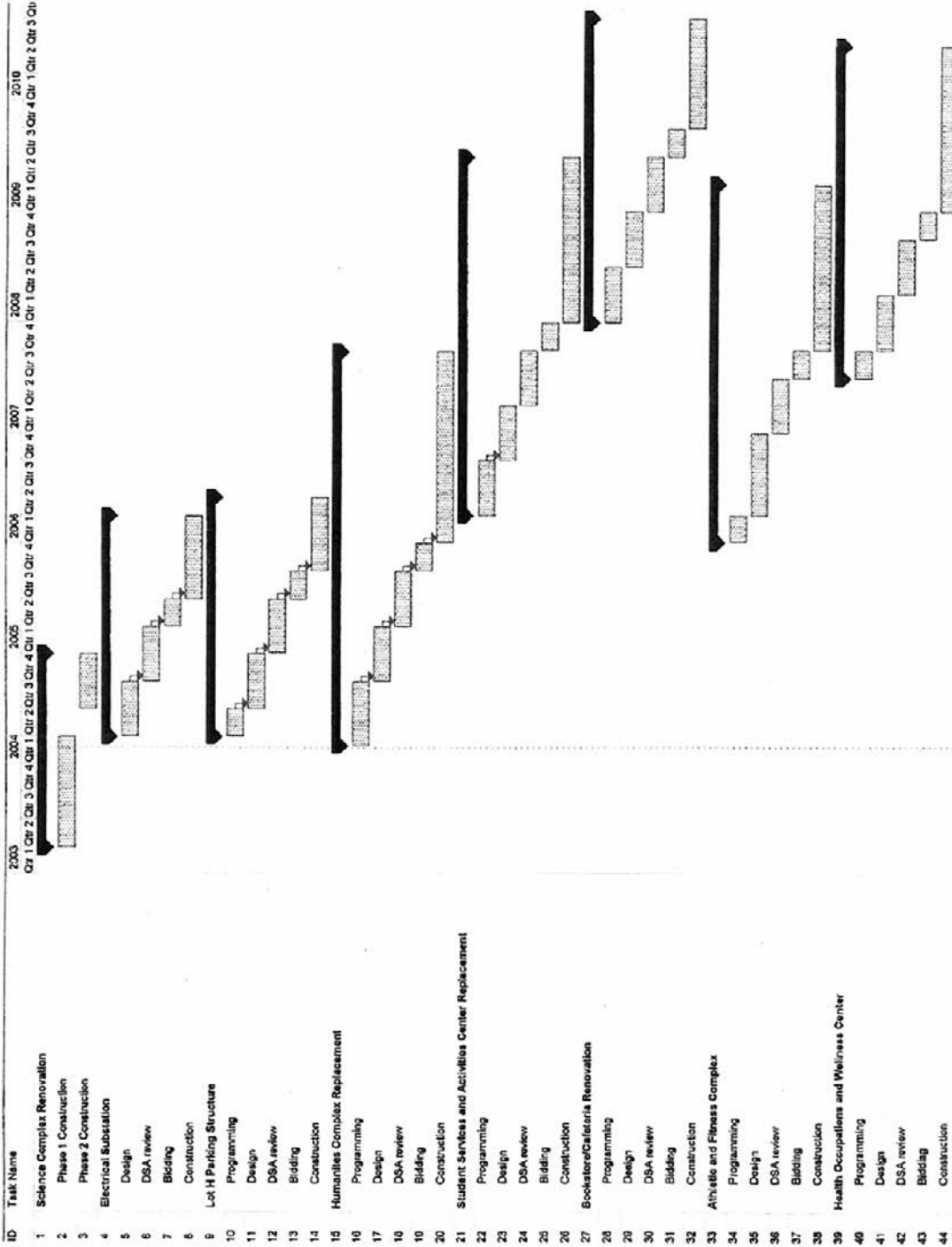
■ Buildings - \$179,539,310	■ Site Improvements - \$49,142,170
■ Consulting Services - \$31,478,208	■ New Equipment - \$24,858,630
■ Legal Services - \$530,942	■ Rents, Leases, Repairs, Supplies - \$427,776
■ Other Services and Expenses - \$337,055	■ Classified Salaries & Benefits - \$13,477

General Obligation Bond Fund Expenditures Year 2002 – 2014 (by Category)



■ Additional Classrooms & Modernization - \$129,277,667	■ Campus Site Improvements - \$33,015,357
■ Energy Efficiency Improvements - \$2,700,981	■ Health & Safety Improvements - \$106,472,242
■ Information Technology & Equipment - \$14,860,749	■ Physical Education Facilities Improvements - \$572

FACILITIES MASTER PLAN INITIAL PROJECTS TIMELINE



Continuing Disclosure Certificate

The Continuing Disclosure Certificate is executed and delivered by the El Camino Community College District in connection with issuance of \$63,700,000 General Obligation Bonds, Election of 2002, Series 2003A, \$40,252,335 in Refunding Bonds issued in 2005, and \$150,000,000 General Obligation Bonds, Series 2003B issued in 2006.

The Bonds are issued pursuant to a resolution of the Board of Supervisors of Los Angeles County adopted on February 11, 2003. The District Resolution and the County Resolution are heretofore referred to as the Resolution. The complete text for the Continuing Disclosure Certificate is available online at: www.elcamino.edu/administration/bond/docs/Continuing-Disclosure-Certificate.pdf

In compliance with Section 4, Number 2 of the Certificate of Disclosure, here are specific answers relating to the period of July 1, 2013 through June 30, 2014.

(A) State funding received by the District for the last completed fiscal year (2013-2014)

Combined General Fund unrestricted and restricted - \$68,126,430

(B) Enrollment for the District for the last completed fiscal year (2013-2014)

Average enrollment – 23,392

(C) Outstanding District indebtedness

The District had \$347,415,620 of general obligation bonds outstanding as of June 30, 2014.

(D) Assessed valuation for real property in the District for the last completed fiscal year (2013-2014)

Assessed Valuation - \$85,591,545,610

(E) List of 10 largest taxpayers, together with their assessed valuation and their percentage of total assessed valuation for the District for the last completed fiscal year; to the extent such information is available from Los Angeles County.

On file in the County Assessor's office

(F) Summary financial information on revenues, expenditures and fund balances for the District's general fund reflecting adopted budget for the fiscal year.

Information contained in annual reports from the District is available through the Office of the Vice President of Administrative Services.

2002 General Obligation Bond Fund Categories and Projects

as of 6/30/14

	ORIGINAL BUDGET	REVISED BUDGET 12/16/13	TOTAL EXPENDED	COMMITTED	BALANCE
Additional Classrooms and Modernization (ACM)					
Acquisitions (0201)	\$ 5,000,000	705,867	705,867	-	-
Architectural Barrier Removal Phase 2 (0202)	1,529,000	18,520	18,520	-	-
Athletic Education and Fitness Complex (0203)	15,718,000	45,846,456	12,005,783	32,304,876	1,535,797
Bookstore/Cafeteria Conversion to Administration (0204)	10,700,000	10,868,608	10,845,205	17,094	6,309
Math,Business, Allied Health Bldg (0205)	10,700,000	37,576,392	37,024,091	401,260	151,041
Central Plant (0206)	14,274,000	14,545,000	14,344,032	-	200,968
Child Development Center Phase 2 (0207)	2,525,000	30,470	30,470	-	-
Crenshaw Blvd. Frontage Enhancement (0208)	1,100,000	13,373	13,373	-	-
Fire Academy Structure (0209)	791,375	164,893	164,893	-	-
Fire Program Facility (0210)	123,000	1,651	1,651	-	-
Health Occupations and Wellness Center (0211)	12,200,000	-	(490)	-	490
Humanities Complex Replacement (0212)	20,500,000	30,355,936	30,048,527	-	307,409
Learning Resource Center Addition (0213)	7,100,000	5,067,287	5,043,165	-	24,122
Lot C Parking Structure (0214)	10,400,000	3,106,257	599,955	870,000	1,636,302
Remodeling Phase One-Three (0215-0217)	46,177,500	851,513	851,514	-	(1)
Reproduction and Publishing Center (0218)	668,000	-	-	-	-
Science Complex Renovation (0219)	3,986,000	10,369,136	10,164,150	(80,283)	285,269
Student Services Center (0220)	20,300,000	37,359,209	2,281,309	1,979,782	33,098,118
Temporary Space and Relocation Costs (0221)	2,000,000	3,844,653	3,652,346	-	192,307
Signage and Wayfinding (0224)	-	1,295,309	652,746	-	642,563
Vocational Education Complex (0222)	11,500,000	-	(906)	-	906
Master Planning (0223)	-	-	-	4,859,520	(4,859,520)
Activities Center (0225)	-	-	-	-	-
New Main Gym & P.E. (0230)	-	3,000,000	314,488	1,520,024	1,165,488
Architectural Planning Contingency (0295)	-	600,000	516,978	23,000	60,022
Reserve for Contingencies (0299)	7,339,027	-	-	-	-
Total Additional Classrooms and Modernization	204,630,902	205,620,530	129,277,667	41,895,273	34,447,590
Campus Site Improvements: Accessibility, Safety /Security (CSI)					

	ORIGINAL BUDGET	REVISED BUDGET 12/16/13	TOTAL EXPENDED	COMMITTED	BALANCE
Asphalt Resurfacing - All Lots (0301)	400,000	400,000	14,975	-	385,025
Emergency Generators and Distribution (0302)	1,400,000	116,173	116,173	-	-
Emergency Power to Security Lighting (0303)	175,000	4,289	4,290	-	(1)
Entrance - Redondo Beach Blvd. to Lot H (0304)	400,000	30,208	30,208	-	-
Fencing Replacement and Additions (0305)	375,000	105,777	5,777	-	100,000
Landscaping and Irrigation System Replacements (0306)	2,540,000	549,932	49,932	-	500,000
Lighting - Redondo Beach Blvd. (0307)	230,000	-	-	-	-
Lighting - Upgrade / Replace All Lots (0308)	2,500,000	3,059,807	2,455,935	4,569	599,303
Lot F Parking Structure Improvements (0309)	1,632,000	33,028,756	4,146,311	674,984	28,207,461
Lot H Parking Structure (0310)	10,400,000	24,371,895	24,198,519	-	173,376
Paving Replacement - All Walks and Driveways (0311)	2,187,000	1,110,695	753,303	-	357,392
Pedestrian Walks at Manhattan Beach Blvd. and Lot E (0312)	81,600	7,898	7,898	-	-
Security Video (0313)	180,000	2,007,831	1,114,906	40,058	852,867
Voice / Data / Signal Site Duct Bank (0314)	1,200,000	117,130	117,130	-	-
Reserve for Contingencies (0399)	4,734,548	-	-	-	-
Total Campus Site Improvements: Accessibility, Safety / Security	28,435,148	64,910,391	33,015,357	719,611	31,175,423
Energy Efficiency Improvements (EEI)					
Energy Efficiency Improvements Phase One (401)	9,184,855	-	-	-	-
Energy Efficiency Improvements Phase Two (0402)	4,496,995	2,700,980	2,700,981	-	(1)
Reserve for Contingencies (0499)	3,137,248	-	-	-	-
Total Energy Efficiency Improvements	16,819,098	2,700,980	2,700,981	-	(1)
Health and Safety Improvements (HSI)					
Administration (0501)	3,736,372	112,738	112,738	-	-
Art & Behavioral Sciences (0502)	5,046,800	369,585	369,585	-	-
Infrastructure Phase I-III (0503)	1,119,716	41,599,478	41,600,377	-	(899)
Auxiliary Warehouse (0504)	105,042	1,301	1,301	-	-
Campus Theatre (0505)	1,814,262	-	-	-	-
Chilled Water System (0506)	3,574,600	-	-	-	-
Communications (0507)	1,359,812	219,262	219,262	-	-
Construction Technology (0508)	1,140,822	16,466	16,466	-	-
Domestic Water System (0509)	2,488,800	1,610,208	110,208	-	1,500,000
Facilities and Receiving (0510)	1,046,150	215,159	215,159	-	-
Fire Alarm (0511)	286,700	277,817	277,817	-	-

	ORIGINAL BUDGET	REVISED BUDGET 12/16/13	TOTAL EXPENDED	COMMITTED	BALANCE
Firelines (0512)	3,580,700	119,905	119,905	-	-
Hazardous Materials Abatement (0513)	2,400,000	176,465	175,573	-	892
Restroom Access Compliance (0514)	1,252,330	2,200,000	1,987,660	1,364	210,976
Library (0515)	2,326,540	452,759	452,758	-	1
Marsee Auditorium (0516)	5,225,992	460,474	460,474	-	-
Industry & Technology Bldg (0517)	4,330,512	38,309,701	27,058,407	6,339,976	4,911,318
Music (0518)	2,832,840	240,600	240,600	-	-
Natural Gas System (0519)	341,600	13,852	13,852	-	-
North Gymnasium (0520)	2,145,126	262,214	262,214	-	-
Physical Education and Men's Shower (0521)	2,462,936	78,178	78,178	-	-
Planetarium (0522)	285,480	12,815	12,815	-	-
Pool and Health Center (0523)	2,018,573	502,185	502,185	-	-
Primary Electrical Distribution System (0524)	18,934,400	5,061,211	5,061,211	-	-
Reimbursements (0525)	1,800,000	1,414,353	1,414,353	-	-
Security Systems (0526)	1,363,350	30,245	30,245	-	-
Sewer System (0527)	1,964,200	55,449	55,449	-	-
Social Sciences (0528)	1,807,918	4,584,449	4,550,949	13,500	20,000
South Gymnasium (0529)	733,586	-	-	-	-
Storm Drain System (0530)	481,656	30,644	30,644	-	-
Technical Arts (0531)	1,891,976	405,147	405,147	-	-
Women's Shower and Locker (0532)	2,918,484	-	-	-	-
Shops (0533)	-	29,891,195	20,636,710	6,922,341	2,332,144
Reserve for Contingencies (0599)	1,190,001	-	-	-	-
Total Health and Safety Improvements	84,007,276	128,723,855	106,472,242	13,277,181	8,974,432
Information Technology and Equipment (ITE)					
Behavioral and Social Sciences (0601)	579,077	554,077	195,053	-	359,024
Business (0602)	1,123,650	643,650	489,657	-	153,993
Facilities Planning and Services (0603)	1,818,724	625,724	400,970	-	224,754
Fine Arts (0604)	2,805,096	1,094,948	959,764	-	135,184
Health Sciences and Athletics (0605)	1,203,993	926,427	772,110	-	154,317
Humanities (0606)	607,033	425,978	217,287	-	208,691
Industry and Technology (0607)	1,771,641	983,641	671,977	-	311,664
Information Technology (0608)	14,557,510	12,857,370	9,086,182	(225,254)	3,996,442
Learning Resources (0609)	4,665,775	3,025,003	515,255	-	2,509,748
Math (0610)	688,661	723,061	231,191	-	491,870
Natural Sciences (0611)	3,002,285	1,860,479	727,042	-	1,133,437
Nursing (0612)	252,651	252,651	116,478	-	136,173
Student and Community Advancement (0613)	567,500	560,796	260,216	-	300,580

	ORIGINAL BUDGET	REVISED BUDGET 12/16/13	TOTAL EXPENDED	COMMITTED	BALANCE
Interfund Transfer (0614)	-	141,150	141,150	-	-
Campus Police (0621)	-	66,650	66,650	-	-
Purchasing (0622)	-	9,418	9,418	-	-
Phase II, III, IV Purchases (0697)	17,025,000	-	-	-	-
Installation Contingency (0698)	4,464,194	349	349	-	-
Reserve for Contingencies (0699)	3,541,949	-	-	-	-
Total Information Technology and Equipment	58,674,739	24,751,372	14,860,749	(225,254)	10,115,877
Physical Education Facilities Improvements (PEFI)					
Baseball Field (0701)	1,091,800	572	572	-	-
North Field (0702)	481,600	-	-	-	-
Sand Volleyball (0703)	12,300	-	-	-	-
Reserve for Contingencies (0799)	363,601	-	-	-	-
Total Physical Education Facilities	1,949,301	572	572	-	-
Total Allocated	394,516,464	426,707,700	286,327,568	55,666,811	84,713,321
Contingency	-	429,487	-	-	429,487
	\$ 394,516,464	427,137,187	286,327,568	55,666,811	85,142,808

2012 General Obligation Bond Fund Categories and Projects

as of 6/30/14

	ORIGINAL BUDGET	TOTAL EXPENDED	COMMITTED	BALANCE
Additional Classrooms and Modernization (ACM)				
New Main Gym & P.E. (0230)	\$ 34,979,151	-	-	34,979,151
Demo P.E./Men's Locker Room (0231)	1,360,210	-	-	1,360,210
Demo North Gym/Fitness Plaza Ph. 2 (0232)	2,977,845	-	-	2,977,845
New Pools, Locker Rooms/Classrooms (0233)	33,459,378	-	-	33,459,378
Lot C Parking Structure (0214)	30,245,584	-	-	30,245,584
Demo Tech Arts (0234)	2,033,821	-	-	2,033,821
Demo Shops Building (0235)	2,769,780	-	-	2,769,780
Demo Communications & SSVc Bldg (0236)	3,229,825	-	-	3,229,825
New Student Activities Center (0237)	24,945,387	-	-	24,945,387
Demo Stdnt. Act./Add New Quad (0238)	5,894,110	-	-	5,894,110
Architectural Planning Contingency(0295)	2,973,338	-	-	2,973,338
Total Additional Classrooms andModernization	144,868,429	-	-	144,868,429
Health and Safety Improvements (HSI)				
Administration (0501)	16,161,470	-	-	16,161,470
Art & Behavioral Sciences (0502)	60,469,324	-	-	60,469,324
Construction Technology (0508)	3,787,389	-	-	3,787,389
Facilities and Receiving (0510)	4,164,369	-	-	4,164,369
Library (0515)	30,358,793	-	-	30,358,793
Marsee Auditorium (0516)	24,621,193	-	-	24,621,193
Music (0518)	52,345,130	-	-	52,345,130
Demo Pool/Hlth Cntr/S Gym (0537)	2,899,077	-	-	2,899,077
Planetarium (0522)	1,024,848	-	-	1,024,848
Demo Administration (0535)	1,770,584	-	-	1,770,584
Demo Art/Music/Theatre Bldg & Site (0536)	7,529,394	-	-	7,529,394
Total Health and Safety Improvements	205,131,571	-	-	205,131,571
Total Allocated	350,000,000	-	-	350,000,000
Contingency	-	-	-	-
	\$ 350,000,000	-	-	350,000,000

Appendix

Independent Auditor's Financial and Performance Report

www.elcamino.edu/administration/bond/docs/ECC_MeasureE_2014-Audit.pdf

Citizens' Bond Oversight Committee Agendas

www.elcamino.edu/administration/bond/minutes.asp

Citizens' Bond Oversight Committee Minutes

www.elcamino.edu/administration/bond/minutes.asp

Citizens' Bond Oversight Committee Bylaws

www.elcamino.edu/administration/bond/docs/Ositebylaws406.pdf

Measure E Expenditures Approved by Board of Trustees, El Camino Community College District

www.elcamino.edu/administration/bond/minutes.asp

Original Resolution 2002-1 and Exhibit B

www.elcamino.edu/administration/bond/cboc_resolutions.asp

Resolution Authorizing the Issuance of General Obligation Bonds, Series 2006B

www.elcamino.edu/administration/bond/cboc_resolutions.asp

Resolution Authorizing General Obligation Bonds, 2005-1

www.elcamino.edu/administration/bond/cboc_resolutions.asp



El Camino Community College District Board of Trustees celebrate the grand opening of the new STEM Center on May 8, 2014 with local officials, community partners and members of the ECC Foundation.



www.elcamino.edu/administration/bond/

The El Camino Community College District is committed to providing equal opportunity in which no person is subjected to discrimination on the basis of national origin, religion, age, sex (including sexual harassment), race, color, gender, physical or mental disability, or retaliation.