



El Camino College

Winter & Spring 2024 Information Session

Dual Enrollment

Michelle Arthur
Brian Hayden
Megan Fisher
Katlin Morales

Overview

- Why Dual Enrollment?
- Types of Dual Enrollment
- Winter 2024 Session
- Spring 2024 Semester
- Class Schedule
- Application for Admission
- MyECC Portal
- Dual Enrollment Form
- Register for Classes
- Waitlist/Add Classes
- Canvas LMS
- First Day of Class
- During the Class
- End of Class
- Future Terms

Why Dual Enrollment?

- A. Get ahead** – Earn high school and college credit at the same time, one semester usually equals one year
- B. Save time** – Earn a college degree faster by starting early
- C. Save money** – Enrollment fees are waived!
- D. Build confidence** – Experience and succeed in college-level courses, become familiar with college admission and registration processes
- E. Stand out** on university/college applications
- F. Follow a passion** or interest
- G. Explore careers** and majors

Why Dual Enrollment?

H. All of the above!

Two Types of Dual Enrollment

- **Dual Enrollment in El Camino College Classes**
 - Traditional college classes (on-campus and online)
 - Open to public, students **register themselves** to save their seat
 - K-12 students complete all Steps for Dual Enrollment and purchase required textbooks/materials
- **Dual Enrollment in High School Partnership Classes**
 - A.k.a. *Dual Enrollment, Career Pathways, or Early College* classes
 - Not open to public, just for students at local high school/district
 - K-12 students complete Steps 1-2 only, are **manually registered** by ECC staff, high school provides textbooks/materials

Two Types of Dual Enrollment

- **For both types**
 - **Enrollment fees (and other misc. fees) are waived!**
 - Classes count for **college credit** (on college transcript) and **high school credit** (as determined by high school)
 - **Same steps** (but Steps 3-4 done for students in HS Partnership Classes)

Steps for Dual Enrollment

1. Apply for Admission	+
2. Submit Completed Dual Enrollment Application Form	+
3. Clear any Prerequisites	+
4. Register for Classes	+
After You Register	+
Additional Help	+

Two Types of Dual Enrollment

www.elcamino.edu/dualenrollment

Dual Enrollment in El Camino College Classes

Steps for K-12 students wanting to take classes found in the Class Schedule

High School Partnership Classes

We also offer classes at 20 local high school campuses

Winter 2024 Session

- **Only 5 Weeks!**

- Thursday, January 4, to Wednesday, February 7, 2024
- Same course content as 16-week semester, just accelerated
- Most classes meet 5 days per week (Monday-Friday) for extended meeting times (2-4 hours)
- **Dual Enrollment limited to 1 course for winter term**

Spring 2024 Semester

- **16-Week Semester**

- Saturday, February 10, to Friday, June 7, 2024
- Weekday classes begin week of Monday, February 12
- Most in-person classes meet twice a week (Mon/Wed or Tues/Thur)
- Spring Recess April 6-12

- **Some 8-Week Classes**

- **First 8-Week Session** – February 10 to April 5
- **Second 8-Week Session** (“Mid-Term Classes”) – start April 13

Looking for Important Dates and Deadlines?

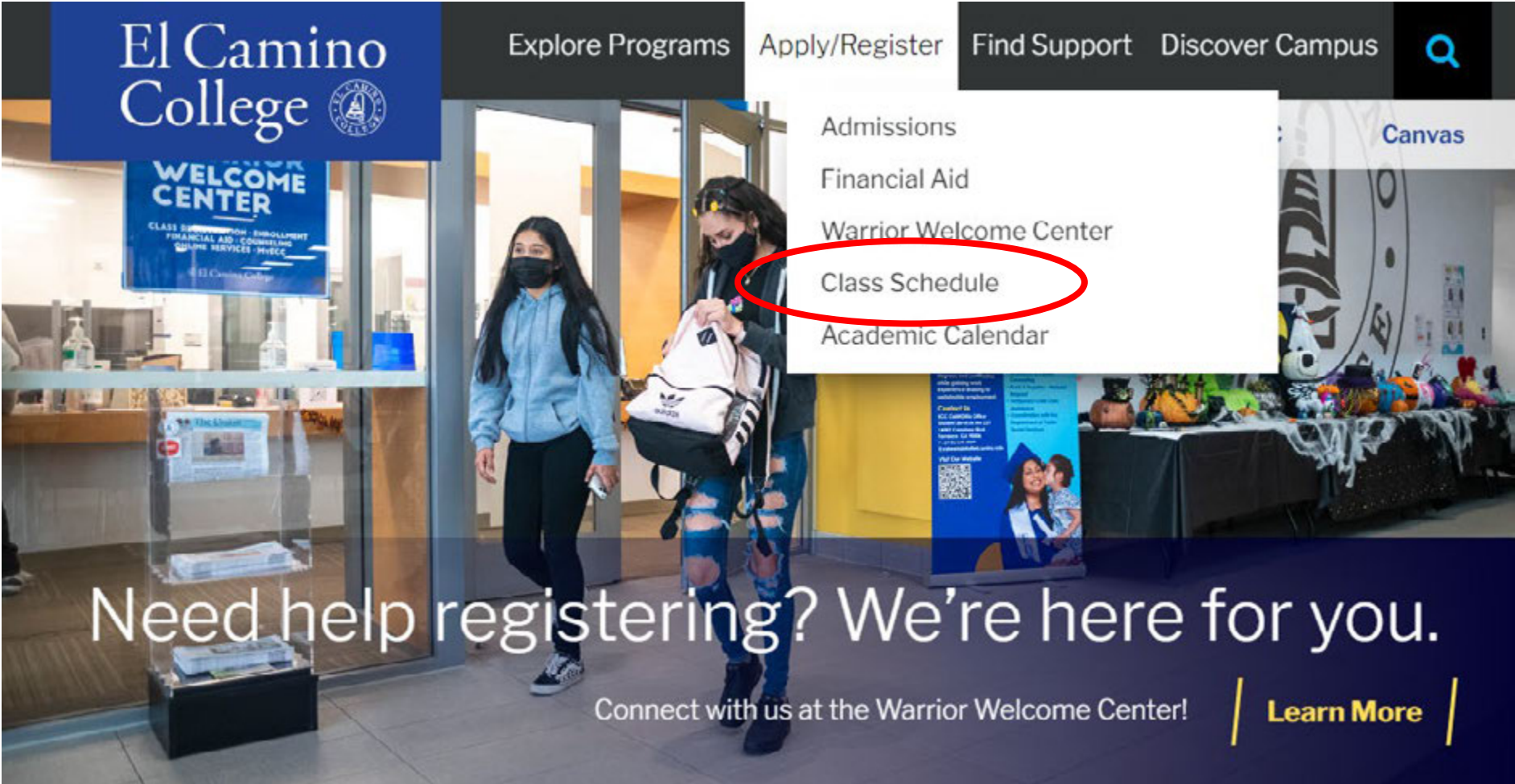
- [Academic Calendar](#)

El Camino College Website

www.elcamino.edu

The image shows a screenshot of the El Camino College website homepage. The top navigation bar includes the college logo and name on the left, and menu items: "Explore Programs", "Apply/Register", "Find Support", "Discover Campus", and a search icon. Below this is a secondary navigation bar with "Apply", "MyECC", and "Canvas". The main content area features a large background image of two students walking in a hallway. On the left, a sign for the "WELCOME CENTER" lists services like "CLASS REGISTRATION - ENROLLMENT", "FINANCIAL AID - COUNSELING", and "ONLINE SERVICES - MYECC". In the center, a yellow vertical banner reads "ASSESSMENT AND TESTING" next to a "CalWorks" banner. On the right, a table is decorated with Halloween-themed items, including pumpkins and a ghost. At the bottom, a dark blue banner contains the text "Need help registering? We're here for you."

Class Schedule



The image shows a screenshot of the El Camino College website. The top navigation bar includes links for 'Explore Programs', 'Apply/Register', 'Find Support', and 'Discover Campus'. A search icon is also present. A dropdown menu is open, listing 'Admissions', 'Financial Aid', 'Warrior Welcome Center', 'Class Schedule', and 'Academic Calendar'. The 'Class Schedule' option is circled in red. The background of the website features a photograph of two students walking through a glass entrance. A sign above the entrance reads 'WELCOME CENTER' and lists services: 'CLASS REGISTRATION - ENROLLMENT', 'FINANCIAL AID - COUNSELING', and 'SUPPORT SERVICES - MVCC'. At the bottom of the page, there is a dark blue banner with the text 'Need help registering? We're here for you.' and 'Connect with us at the Warrior Welcome Center!' followed by a 'Learn More' link.

El Camino College

Explore Programs Apply/Register Find Support Discover Campus

Admissions
Financial Aid
Warrior Welcome Center
Class Schedule
Academic Calendar

Canvas

WELCOME CENTER
CLASS REGISTRATION - ENROLLMENT
FINANCIAL AID - COUNSELING
SUPPORT SERVICES - MVCC

Need help registering? We're here for you.

Connect with us at the Warrior Welcome Center! | [Learn More](#) |

Class Schedule

- A list of classes offered by El Camino College during Winter 2024 and Spring 2024 terms
- Each class section shows Start and End Dates
- Each class section shows a Class Type/Location
 - **On Campus at El Camino College**
 - **Online** (no required meeting days/times, **asynchronous learning but not self-paced**)
 - **Hybrid** (online and on-campus requirements)
 - **Live Online** (with online meeting days/times as shown, **not many offered**)
- ~~PDF~~ or **Online Searchable Schedule**

Class Schedule

Search Classes Online

- Select a **Term**
- Select a **Subject**
- Optional:
 - **Course Number**
 - Days of Week
 - Class Type
 - Time of Day
 - Zero/Low Textbook Cost

Search for Courses and Course Sections

Subject Search **Advanced Search**

Catalog Advanced Search

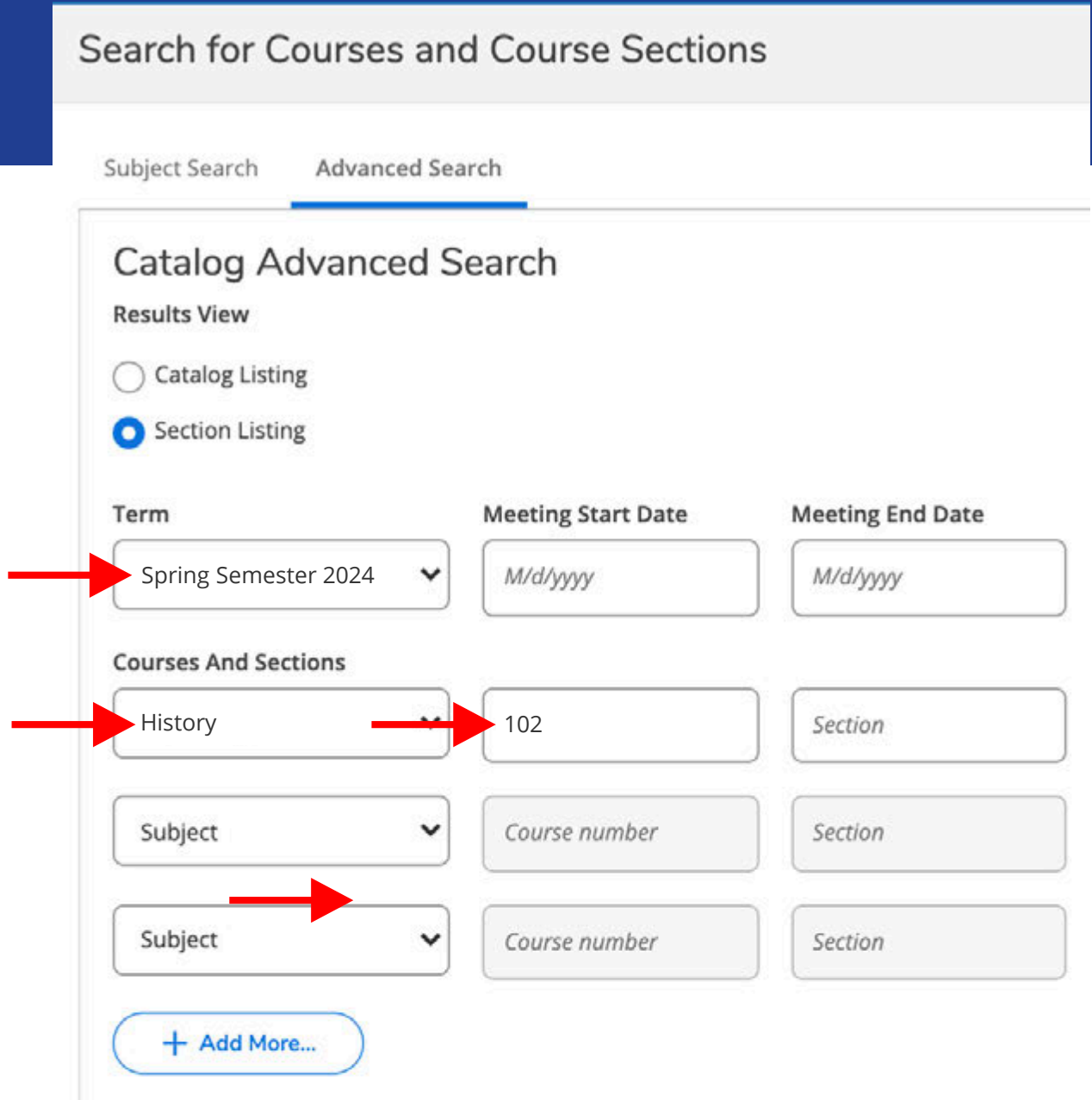
Results View

Catalog Listing

Section Listing

Term	Meeting Start Date	Meeting End Date
<input type="text" value="Spring Semester 2024"/>	<input type="text" value="M/d/yyyy"/>	<input type="text" value="M/d/yyyy"/>
Courses And Sections		
<input type="text" value="History"/>	<input type="text" value="102"/>	<input type="text" value="Section"/>
<input type="text" value="Subject"/>	<input type="text" value="Course number"/>	<input type="text" value="Section"/>
<input type="text" value="Subject"/>	<input type="text" value="Course number"/>	<input type="text" value="Section"/>

[+ Add More...](#)





Class Schedule

Advanced Search Selection: HIST-102

Filters Applied: Spring Semester 2024

Click link to view Section Details

Seats Available / Capacity / Number Waitlisted

Term	Status	Section Name	Title	Dates	Location	Instructional Methods	Meeting Information	Faculty	Availability
Spring Semester 2024	Open	HIST-102-2544	U.S. History - 1877-Present	2/10/2024-6/7/2024	On Campus At El Camino College	Lecture	T, Th 8:00-9:25 AM 2/10/2024 - 6/7/2024 BSSB 210 (LEC)	Verge, A	45 / 45 / 0
Spring Semester 2024	Open	HIST-102-2546	U.S. History - 1877-Present	2/10/2024-6/7/2024	On Campus At El Camino College	Lecture	T, Th 9:45-11:10 AM 2/10/2024 - 6/7/2024 BSSB 210 (LEC)	Verge, A	45 / 45 / 0
Spring Semester 2024	Open	HIST-102-2556 	U.S. History - 1877-PRESENT	2/10/2024-6/7/2024	Hybrid	Online Lecture Lecture	2/10/2024 - 6/7/2024 ONLI ONLI (ONLEC) W 6:30-7:55 PM 2/10/2024 - 6/7/2024 BSSB 101 (LEC)	Baranski, J	45 / 45 / 0
Spring Semester 2024	Open	HIST-102-2562	U.S. History - 1877-PRESENT	<u>2/10/2024-4/5/2024</u>	Online	Online Lecture	2/10/2024 - 4/5/2024 ONLI ONLI (ONLEC)	Uribe, S	45 / 45 / 0
Spring Semester 2024	Open	HIST-102-2564	U.S. History - 1877-PRESENT	<u>4/13/2024-6/7/2024</u>	Online	Online Lecture	4/13/2024 - 6/7/2024 ONLI ONLI (ONLEC)	Uribe, S	45 / 45 / 0
Spring Semester 2024	Open	HIST-102-2570 	U.S. History - 1877-Present	2/10/2024-6/7/2024	Online	Online Lecture	2/10/2024 - 6/7/2024 ONLI ONLI (ONLEC)	Black, D	45 / 45 / 0


Open,
Waitlisted,
or Closed

Catalog

Want to learn more about El Camino College courses?

- View [Course Descriptions](#) in Catalog
 - Short description
 - Number of units
 - Lecture/Lab
 - Transfers to CSU, UC
 - Prerequisite or Recommended Preparation (if any)

Course Descriptions



Course Filter

Filter this list of courses using course prefix, course code, keywords or any combination.


Prefix:	Code or Number:	Type	Keyword or Phrase:	
All prefixes ▾	<input type="text"/>	History ▾	<input type="text"/>	<input type="button" value="Filter"/>
<input checked="" type="checkbox"/> Find whole word or phrase only.				

History

- HIST 101 - United States History to 1877
- HIST 101H - Honors United States History to 1877

HIST 102 - United States History from 1877 to the Present

HIST 102 - United States History from 1877 to the Present



3 units

3 hours lecture

Recommended Preparation: eligibility for ENGL 1A

Credit, degree applicable

Transfer CSU, UC*

This course is a chronological survey of American history from 1877 to the present, focusing on American social, intellectual, political, economic, and diplomatic institutions. Major topics include culture, ethnic and racial diversity and the role of the United States within the context of world history.

Note: The maximum UC credit allowed for students completing HIST 101 and 102 and HIST 110 and HIST 111 and/or HIST 105 and HIST 106 is one series. Students may take History 102 or HIST 102H. Duplicate credit will not be awarded.

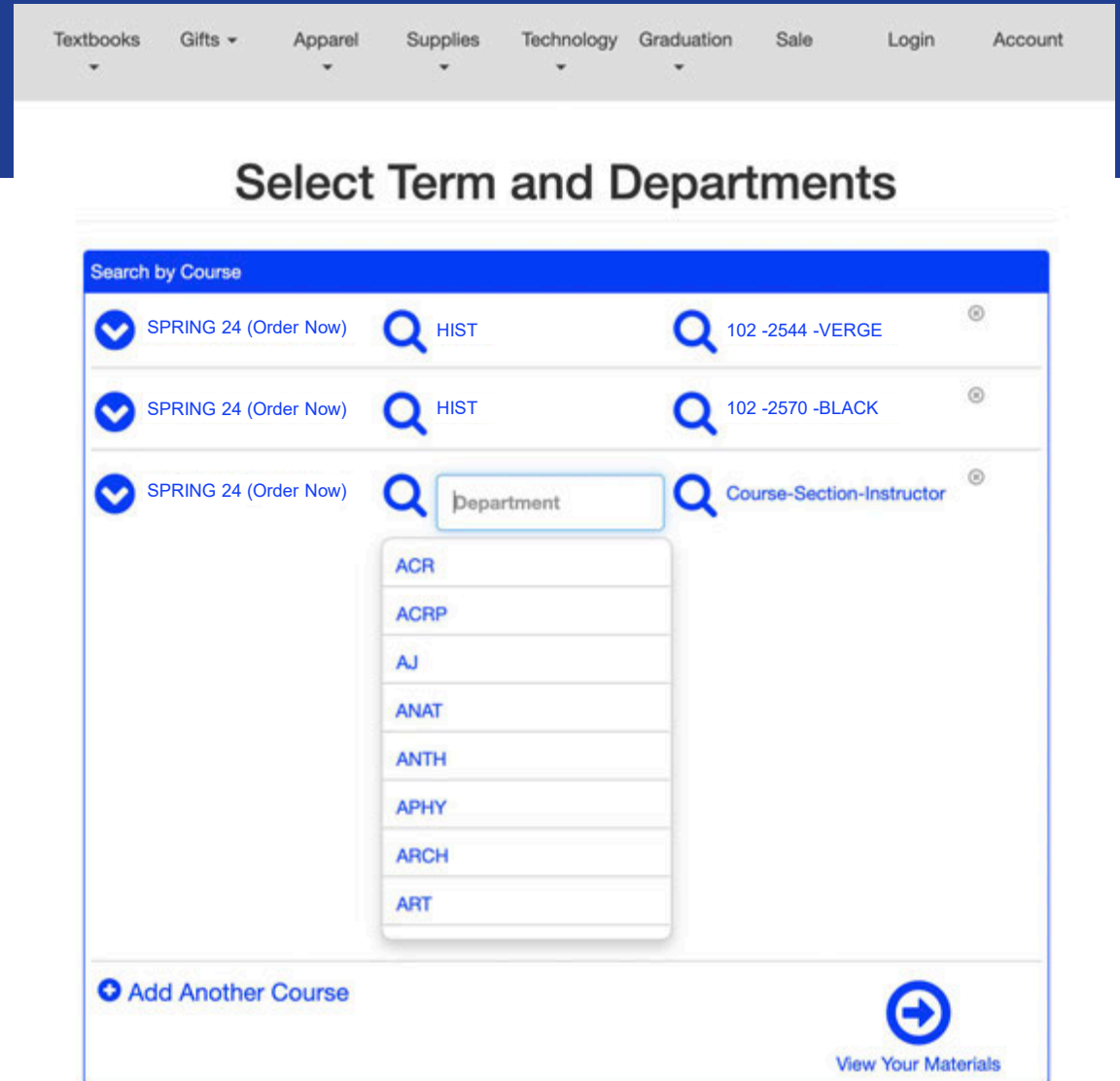
- HIST 102H - Honors United States History from 1877 to the Present
- HIST 105 - Women and American History from the Colonial Era to 1877
- HIST 106 - Women and American History from 1877 to the Present

Bookstore

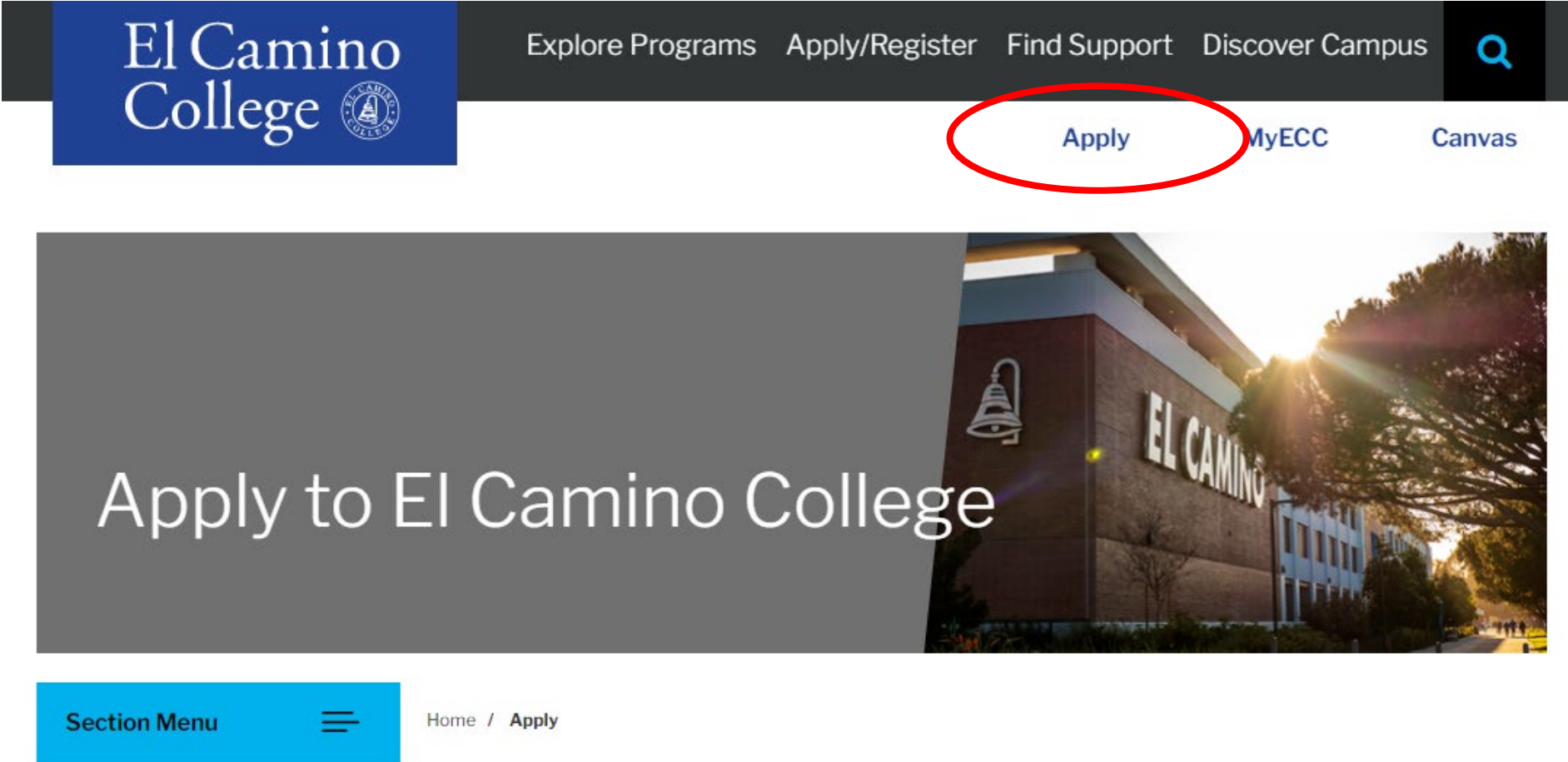
Use the [Online Bookstore](#) to look up required textbooks/instructional materials for any section.

Purchase through the El Camino College Bookstore or a third-party vendor.

- New or Used
- Print or Digital
- Rentals (return by end of term)
- Shipping or pick-up in store



Step 1. Apply for Admission



The screenshot shows the top navigation bar of the El Camino College website. On the left is the El Camino College logo. The main navigation menu includes 'Explore Programs', 'Apply/Register', 'Find Support', and 'Discover Campus'. A search icon is on the right. Below the main menu, the word 'Apply' is circled in red, with 'MyECC' and 'Canvas' to its right. Below the navigation is a banner with a photograph of a building and the text 'Apply to El Camino College'. At the bottom left is a blue 'Section Menu' button with a hamburger icon, and to its right is the breadcrumb 'Home / Apply'.

El Camino College

Explore Programs Apply/Register Find Support Discover Campus

Apply MyECC Canvas

Apply to El Camino College

Section Menu Home / Apply

Apply for Admission



California
Community
Colleges

CCCApply

[Cambiar a Español](#)



EL CAMINO COLLEGE



Application for Admission to College

Before applying to college you must first have an OpenCCC account.

The OpenCCC single sign-in account allows you to access the online services of the California Community Colleges.

OpenCCC is a service of the California Community Colleges Chancellor's Office. The information in your account is kept private and secure.

First time only

[Create an Account](#) or

[Sign In](#)

Apply to El Camino again,
or to other California
Community Colleges

Apply for Admission

1. Create your **OpenCCC Account**

- Provide accurate personal identifying information
- **Legal Name**
- **Personal Email Address** (school email address not recommended)
- **Social Security Number** (recommended if you have one)
- Create a **Password** for CCCApply (not MyECC)

2. **Start a New Application**

- Select the earliest term taking classes (e.g. Winter Session 2024)
- Select your Educational Goal and Intended Major
- Answer all questions as best as you can at this time


Apply for Admission

Important for K-12 Students!

Education

Your responses will be kept private and secure and will not be used for discriminatory purposes.

College Enrollment Status

As of January 03, 2024, I will have the following college enrollment status: 

Enrolling in high school (or lower grade) and college at the same time 

Apply for Admission

Right after you submit your application for admission...

- Email with your **CCCID** (for CCCApply)
- Email with your **Confirmation Number** – *indicates you successfully applied!*
- Email with information specific to K-12 student admits

After 1-3 Business Days...

- Application processed, El Camino student account is created
- Welcome Email with **El Camino College Student ID Number**, @elcamino.edu email address, and MyECC initial password information

Apply for Admission

- Welcome Email sample

Dear Firstname,

Congratulations and welcome to El Camino College!

Please see the important information listed below that will assist you with registration and accessing other ECC resources.

START TERM:	2024/WI
Student ID:	264####
MyECC Username/Email:	firstname_lastname@elcamino.edu
Initial Password:	Last 4 digits of your SSN/TIN. If you applied without an SSN/TIN, please use this link https://bit.ly/nossn to update your information.
Residency:	California - CA If blank, please use this link https://bit.ly/elcores to update your residency information.

MyECC is your student portal with access to registration and resources. To log in go to: <https://www.elcamino.edu/myecc>

For more information on your next steps, or if you have further questions, visit our [Warrior Welcome Center](#) site.

Apply for Admission

Did not receive your Welcome Email? Can't sign into MyECC?

- Check spam/junk folder
- Email dualenrollment@elcamino.edu
- Visit [Virtual Admissions & Records Help Desk](#) on Zoom

Apply for Admission

Do I need to apply again?

- Students need to submit a new application for admission if they do not register **for consecutive fall and spring terms**
 - Use previously-created OpenCCC Account
 - Updates existing El Camino student account
- Graduating seniors also apply again to attend El Camino as a **First-Time College Student** after high school
 - Use previously-created OpenCCC Account
 - Updates existing El Camino student account

Your Student Account

Account created using the information you provide the **first time** you apply for admission.

Need to change information on your student account?

- Complete an [Admissions Form](#)
 - Change of Address/Phone Number Request (also to change **Personal Email Address**)
 - Name/Gender/Pronoun/Date of Birth Change or Correction
 - Residency Reclassification Questionnaire
 - Social Security Number Correction
 - Provide verification documents for requested changes

MyECC

El Camino College's Online Student Portal

- Register for Classes
- Add or Drop Classes
- Pay fees (waived for K-12 students who complete Steps for Dual Enrollment!)
- View Registered and Waitlisted Classes
- View Grades and Unofficial Transcripts

MyECC

El Camino
College 

[Explore Programs](#) [Apply/Register](#) [Find Support](#) [Discover Campus](#)



[Apply](#)

[MyECC](#)

[Canvas](#)

MyECC

Section Menu



Home / [MyECC - El Camino College Portal](#)

MyECC



EL CAMINO COLLEGE

First time signing in?

- Enter your Username (**@elcamino.edu email address**)
 - firstname_lastname@elcamino.edu
 - firstname_lastname####@elcamino.edu
- Enter your **Initial Password**
 - Last 4 digits of social security number *if provided*
- You will be prompted to create a new secure password

Forgot password?

- Use **Forgot My Password** tool to reset to Initial Password

Sign in with your ECC email account

Sign in

- [Forgot My Password](#)
- [Change My Password](#)
- [What's My Username?](#)
- [Troubleshooting MyECC](#)
- [Login and password help](#)
- [Chat with us Live](#)



Email and Microsoft 365

- El Camino students (including K-12 students) have access to Microsoft 365 apps!
 - Including **Word, Excel, PowerPoint, Outlook, OneDrive**, and more
- Go directly to:
 - outlook.com/elcamino.edu – access @elcamino.edu email address using Outlook in your web browser
 - microsoft365.com – sign in using your @elcamino.edu email address to access Microsoft 365
 - Can use apps in web browser or select “**Install Office**” to download
- **Add your El Camino email address to your smart phone or mobile device** (Exchange or Office 365 account type)

Multi-Factor Authentication (MFA)

- ***New Step 1B – coming November 27!***
- Provides extra layer of security for all students, faculty, and staff
- Uses Microsoft Authenticator app for smartphones and tablets (iOS and Android)
- Will be required to sign into MyECC when not on campus

Instructions, videos, and FAQs available on [Multi-Factor Authentication \(MFA\) webpage](#)

Step 2. Dual Enrollment Form

- PDF available on Dual Enrollment webpage under **Step 2**
- Submit a new completed form for **each term** (Winter 2024, Spring 2024, etc.)
- Form must include:
 - **Term and Year** (e.g. Spring 2024)
 - **Drawn Student Signature**
 - **Drawn Parent Signature**
 - **Drawn Authorized Signature** from principal or counselor
 - Your **Grade Level** and **High School Graduation** year
 - **Dean's signature** also required for students in Grades K-10

Dual Enrollment Form

- Also **Course #1** and **Course #2** you would like to register for
 - e.g. History 102 and Mathematics 150
 - Grants course permission to be eligible to register for any class section of History 102, Mathematics 150
- **New starting Fall 2023!** K-12 students can be approved for up to 11 units on their Dual Enrollment Form (fall and spring semesters only).
 - Refer to [Catalog](#) or [Class Schedule](#) to determine unit count for each course listed on your Dual Enrollment Form

Dual Enrollment Form



El Camino College

Dual Enrollment Application

El Camino College
16007 Crenshaw Blvd.,
Torrance, CA 90506-0001
Admissions Office 310-660-3414

The El Camino Community College District is committed to providing equal employment and educational opportunities for all individuals, regardless of race, color, ancestry, religion, gender, national origin, marital status, sexual orientation, handicap, age, and Vietnam-era status.

PLEASE PRINT ALL INFORMATION CLEARLY

Section I: Student Information **Semester:** Summer ___ Fall ___ Winter ___ Spring ___ **Year** _____

El Camino College ID #

Name _____ **Birth Date** ____/____/____ **Age** ____
Last First MI

Address: _____ **Email:** _____

City: _____ **State:** ____ **Zip:** _____ **Phone #** _____

I have read and understand the expectations and responsibilities section on page the back of this application.

Student Signature _____ **Date** _____

(Students enrolled in a **Home Study Program** must provide proof that the **Home Study Program** is registered with the State of California).

High School: _____

At the time of ECC enrollment, I will be in **grade 9th/10th/11th / 12th** (circle one) and in the **HS Graduating Class of 20** _____

Section II: Parent Consent

Dual Enrollment Form

- **Submitting your completed form(s)?**
 - Email to dualenrollment@elcamino.edu
OR
 - Bring in-person to Admissions & Records Office during open hours
- Usually takes 1-3 business days to process
- Once processed, you receive permission to register for **any class section** of your approved courses
 - **Only register for courses listed on your form**
 - Want to change course permissions? Email us to change course number or submit new form to change course subject.

Dual Enrollment Form

- **Submitting a form for High School Partnership Classes?**
 - Submit to your high school contact
 - Students will be **manually registered** by El Camino College into these classes (only)

Step 3. Clear Any Prerequisites

- Students need to complete this step before they can register themselves for a course with a Prerequisite, including:
 - All Mathematics courses
 - Computer Science courses
 - Most English courses *Typically 12th grade only*
 - Sociology 101 *Typically 12th grade only*
 - Chemistry & Physics courses
 - Language courses higher than 1
- Different methods to clear (complete Placement Survey, meet with Express Counselor, complete online form). See **Step 3** of the [Steps for Dual Enrollment](#)

Step 4. Register for Classes

- **Search for Classes** and **Register for Classes** using MyECC
- Register anytime on or after your **Registration Appointment** (earliest date/time you can register)
 - Winter Registration Appointments start **Wednesday, November 22**, for K-12 students
 - Spring Registration Appointments start **Thursday, December 7**, for K-12 students

Register for Classes

The screenshot shows the MyECC website interface. At the top left is the MyECC logo. To the right are links for Newsfeed, OneDrive, and Sites. Below these are navigation options: a star icon for 'FOLLOW', a square icon, and a 'Notifications' button with a '0' indicator. A search bar labeled 'Search this site' is positioned on the right side. The main content area is divided into three columns. The left column contains an 'Email' section with a link to 'ECC Email - https://outlook.com/elcamino.edu' and a 'Self-Service Menu' with a dropdown arrow. The menu items are: USER ACCOUNT, FINANCIAL INFORMATION, FINANCIAL AID, COMMUNICATION, REGISTRATION (circled in red), ACADEMIC PLANNING, and ACADEMIC PROFILE. The middle column has a 'Please read' section with a 'Scholarship Application' link and a PDF link for 'How to add a class'. The right column features tabs for 'Academic P...', 'Employment', and 'ECC Email', followed by sections for 'ECC Connect - Degree Planner', 'Having trouble with prerequisites?', and 'Title IX - Sexual or Gender based misconduct'.

MyECC Newsfeed | OneDrive | Sites

Menu FOLLOW 0 Notifications

Student Home Home Search this site

Email
ECC Email - <https://outlook.com/elcamino.edu>

Self-Service Menu

- > USER ACCOUNT
- > FINANCIAL INFORMATION
- > FINANCIAL AID
- > COMMUNICATION
- > **REGISTRATION**
- > ACADEMIC PLANNING
- > ACADEMIC PROFILE

Please read

Scholarship Application
Please use the link below to reach Scholarship Application site. [Scholarship Application](#)

**** How to add a class ****
Please use the PDF link below to view the steps to add a class. The last day to add a full term (16 week) class is September 11.
<https://www.elcamino.edu/academics/docs/ECC-HowToAddAClass.pdf>

Admissions Forms
Need help adding a class before the deadline, changing your major, or something else? Go to: <https://www.elcamino.edu/admissions/forms.aspx>

ECC Major - Is yours correct?
Have you really checked since you applied to El Camino?

Academic P... Employment ECC Email

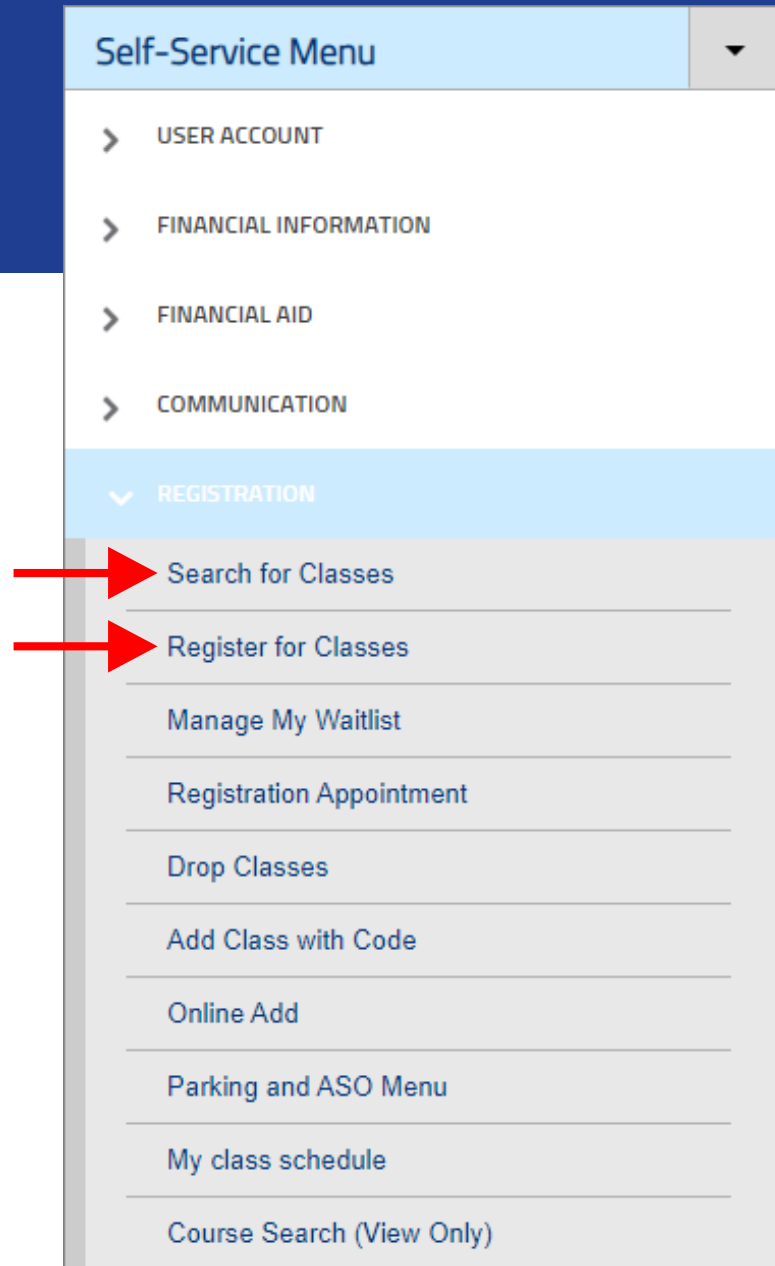
ECC Connect - Degree Planner
ECC-Connect is your hub to connect to the people, services and resources to support your success. Check out the degree planner feature to create an educational plan to help you finish what you've started. [ECC Connect](#)

Having trouble with prerequisites?
We are here to help. Call our helpline at 310-660-6034 during our office hours, Monday-Thursday 9-5. After hours you can request a prerequisite clearance at prereq@elcamino.edu.

Title IX - Sexual or Gender based misconduct
Student Support And Reporting Options

ECC Links

Register for Classes



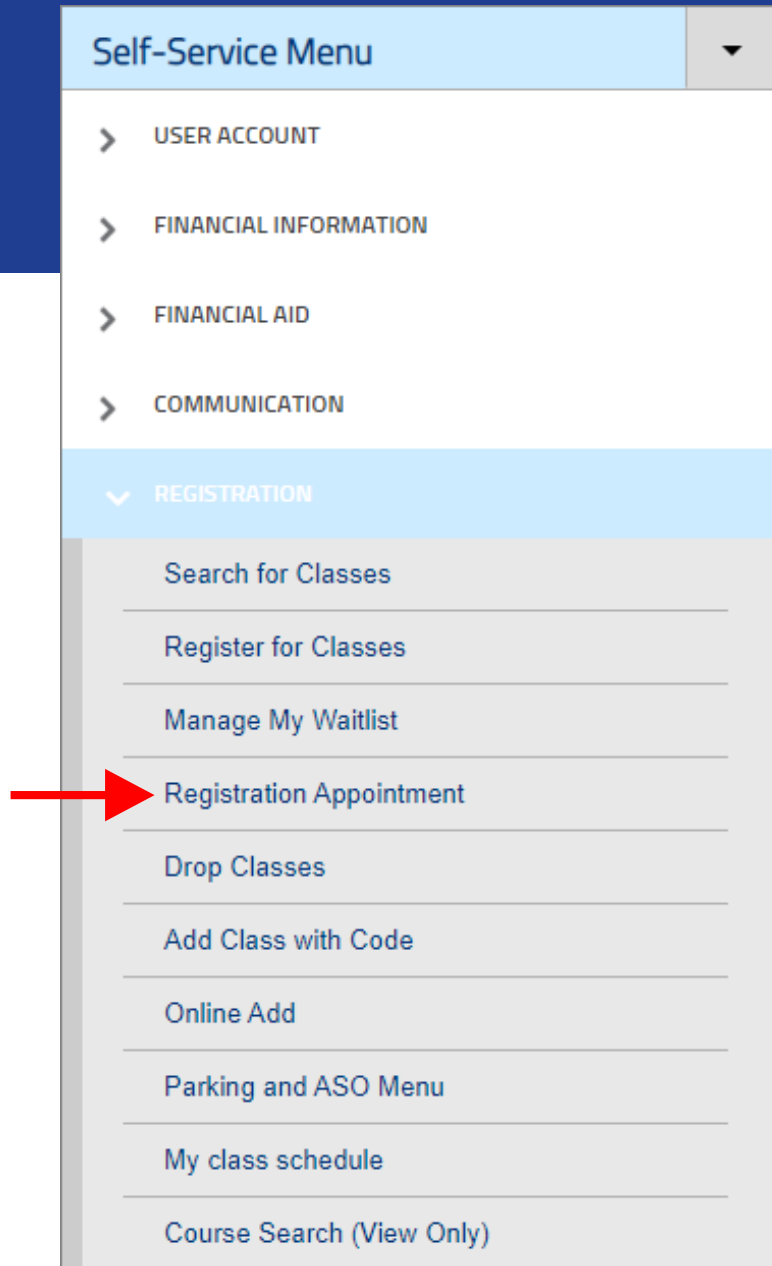
- **Search for Classes**

- Same as Online Searchable Schedule
- Use to add sections to your “Schedule” **(not yet registered!)**
- Can add multiple sections to visualize meeting days/times

- **Register for Classes**

- Use buttons to **Register** or **Waitlist** the sections you’ve added to your Schedule

Register for Classes



- **Registration Appointment** is simply the earliest date/time you can register for classes
 - Populated in MyECC once Dual Enrollment Form for term is processed
 - K-12 students receive date/time on **Wednesday, November 22**, for Winter, **Thursday, December 7**, for Spring
 - **Open Registration** starts after all appointments (no Registration Appointment necessary).

Waitlist Classes

- After a class section reaches capacity...
 - Can no longer register
 - Instead join waitlist (usually 10 students)
- If seats become available **before Start Date**, then waitlisted students are moved to roster automatically (in waitlist order)
- **On/After Start Date**, only way to register is with [Authorization to Add provided by the instructor](#)
- K-12 students must have a Dual Enrollment Form on file for the term and have cleared any prerequisites

Add Classes

- **On-Campus at El Camino College?** Show up to first class meeting and speak with instructor about adding
- **Online or Hybrid?** Email instructor to ask for Authorization to Add
 - Find email addresses by searching www.elcamino.edu or click Section Details when using **Search for Classes** tool in MyECC
 - **Make sure to include the Section Numbers** of the classes you are wanting to add
- **Identify if you are on the waitlist (priority for adds)**
- Authorization to Add provided at instructor's discretion
- Students authorized to add must use MyECC to register before the **Last Day to Add** for the class. K-12 students must have a Dual Enrollment Form on file and have cleared any prerequisites.

Winter Deadlines

- For all classes:

Last Day to...	
Register	Wednesday, January 3
Add	Tuesday, January 9
Drop without Notation on Permanent Record	Tuesday, January 9
Drop with a “W”	Monday, January 29

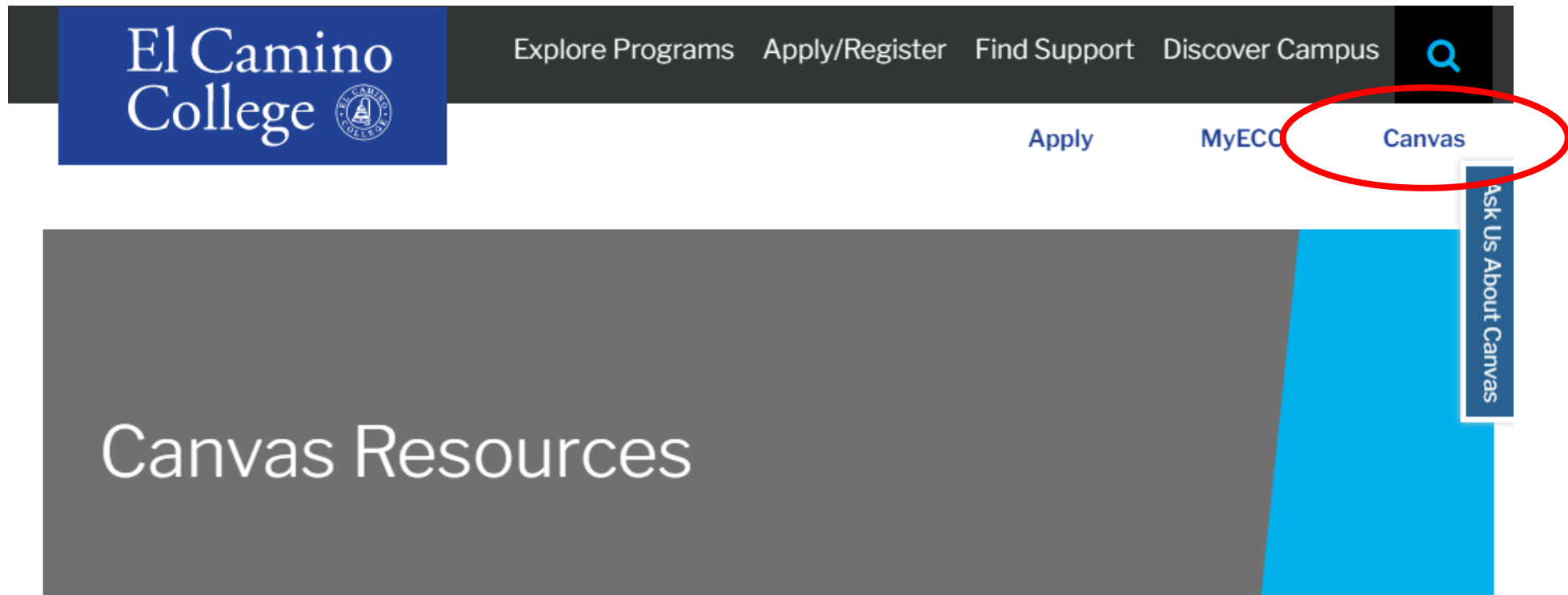
Spring Deadlines

- Depends on class length and start date:

Last Day to...	16-Week	First 8-Week	Second 8-Week
Register	Friday, Feb. 9	Friday, Feb. 9	Friday, April 12
Add	Sunday, Feb. 25	Friday, Feb. 16	Friday, April 19
Drop without Notation on Permanent Record	Sunday, Feb. 25	Friday, Feb. 16	Friday, April 19
Drop with a “W”	Friday, May 10	See Syllabus	See Syllabus

Canvas

- El Camino's Learning Management System (LMS) for **Online/Hybrid** teaching and learning



The screenshot shows the top navigation bar of the El Camino College website. On the left is the El Camino College logo. To its right are links for 'Explore Programs', 'Apply/Register', 'Find Support', and 'Discover Campus', followed by a search icon. Below this bar, the words 'Apply', 'MyECC', and 'Canvas' are visible. The 'Canvas' link is circled in red. On the right side of the page, there is a vertical blue button that says 'Ask Us About Canvas'. Below the navigation bar, a large grey banner contains the text 'Canvas Resources'.

Canvas

- Canvas account created **only after** you register for first online class
 - Usually created within 24 hours (overnight)
- Sign in using El Camino's **Canvas Login Page** link only
 - Some high schools also use Canvas, but El Camino classes will only appear if you sign in using link on El Camino webpage
- Canvas Login Page will direct you to sign in using same **MyECC Username and Password**
- Make sure you can sign into Canvas prior to start of class

Canvas

- Signing in takes you to **Dashboard**
 - **Important and recent announcements** will appear at top

The screenshot shows the Canvas Dashboard interface. On the left is a vertical navigation menu with icons for Home, Profile, Dashboard, Calendar, Assignments, Quizzes, and Help. The main content area features a blue header with the word "Dashboard" and a vertical ellipsis menu. Below the header is a notification box with a blue background and a white border, containing an information icon, the text "You can view dismissed announcements by going to Account and selecting Global Announcements from the menu.", and a blue "View" button. To the right of the notification box are two sections: "To Do" and "Recent Feedback", both showing "Nothing for now". Below these sections is a "View Grades" button. At the bottom of the dashboard, there are two announcement cards. The first card has a red background and a photo of a man playing a saxophone, with the text "2021/FA MUSI-113-5423". The second card has a brown background and the text "Clery Act Training - Classified Staff".

Dashboard

You can view dismissed announcements by going to Account and selecting Global Announcements from the menu. [View](#)

To Do
Nothing for now

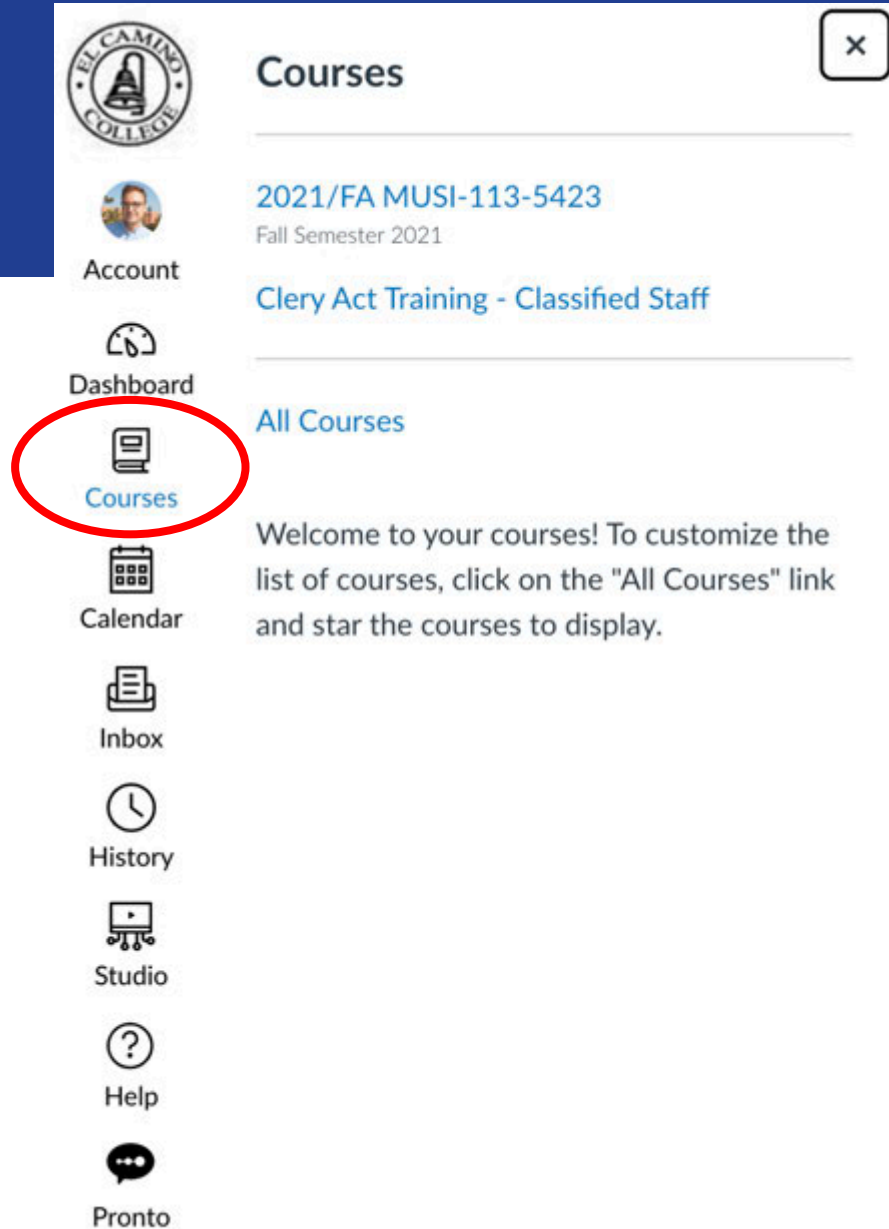
Recent Feedback
Nothing for now

[View Grades](#)

2021/FA MUSI-113-5423

Clery Act Training - Classified Staff

Canvas



The screenshot shows the Canvas LMS interface. On the left is a navigation menu with icons and labels: Account, Dashboard, **Courses** (circled in red), Calendar, Inbox, History, Studio, Help, and Pronto. The main content area is titled 'Courses' and shows course details for '2021/FA MUSI-113-5423' in 'Fall Semester 2021', including a link for 'Clery Act Training - Classified Staff'. Below this is a section for 'All Courses' with a welcome message: 'Welcome to your courses! To customize the list of courses, click on the "All Courses" link and star the courses to display.'

- Registered classes will appear under **Courses on or near the start of the class**
 - Classes appear in Canvas only after the instructor has published the class
 - Some instructors may do this up to a week before the class begins
 - Others publish on first date of the class

Canvas



2021/FA MUSI-113-5423



Immersive Reader

- Account
- Dashboard
- Courses
- Calendar
- Inbox
- History
- Studio
- Wellness Central
- Tutoring Hub
- Student Success Hub

Fall Semester 2021

- Home
- Modules
- Syllabus
- Assignments
- Quizzes
- Discussions
- TechConnect Zoom
- Announcements
- Grades
- Library Resources
- Panopto Video
- BigBlueButton

Recent Announcements

-  **Window for Late Assignments Closes @ 11:59pm Tonight**
Hi everyone, The window to turn in late assign... Posted on: Dec 16, 2021 at 12:13pm
-  **Quiz #4 Open Until 11:59pm**
Quiz #4 is open and will close at 11:59pm. Th... Posted on: Dec 15, 2021 at 9:48am

2021/FA MUSI-113-5423

Welcome to MUSIC 113 SURVEY OF JAZZ!



Canvas



2021/FA MUSI-113-5423 > Modules



Account




Dashboard



Courses



Calendar




Inbox



History



Studio



Wellness Central

Wellness Central



Tutoring Hub



Student Success Hub

Fall Semester 2021

Collapse All

Home

Modules

Syllabus

Assignments

Quizzes

Discussions

TechConnect Zoom

Announcements

Grades

Library Resources

Panopto Video

BigBlueButton

▼ Syllabus
📄 Music 113 Survey of Jazz Syllabus-Contact Info & Course Description
📄 Materials
📄 Assignments & Quizzes
📄 Course Calendar
📄 Class Policies
📄 Communication & Student Resources

▼ Unit 1 Early Jazz: Elements of Music, The Roots Of Jazz, & New Orleans
📄 Welcome to Module 1: Elements of Music & Early Jazz
📄 Course Intro & Elements Of Music Videos
📄 Early Jazz Lecture Videos

First Day of Class

- **Online/Hybrid Classes**

- Class available in Canvas
- Explore **Syllabus** and learn class expectations, calendar, deadlines, etc.
- Recommended to access class in Canvas on Start Date, students can be dropped by instructor for non-participation

- **On-Campus Classes**



- Attend **first class meeting** or may be dropped by instructor for non-participation
- Explore **Syllabus** and learn class expectations, calendar, deadlines, etc.
- **Class Meeting Days, Times, and Room Numbers** available in Class Schedule and MyECC

First Day of Class

Advanced Search Selection: HIST-102

Filters Applied: Spring Semester 2024

- [Campus Map](#)

Term	Status	Section Name	Title	Dates	Location	Instructional Methods	Meeting Information	Faculty	Availability
Spring Semester 2024	Open	HIST-102-2544	U.S. History - 1877-Present	2/10/2024-6/7/2024	On Campus At El Camino College	Lecture	T, Th 8:00-9:25 AM 2/10/2024 - 6/7/2024 BSSB 210 (LEC)	Verge, A	45 / 45 / 0
Spring Semester 2024	Open	HIST-102-2546	U.S. History - 1877-Present	2/10/2024-6/7/2024	On Campus At El Camino College	Lecture	T, Th 9:45-11:10 AM 2/10/2024 - 6/7/2024 BSSB 210 (LEC)	Verge, A	45 / 45 / 0
Spring Semester 2024	Open	HIST-102-2556 	U.S. History - 1877-PRESENT	2/10/2024-6/7/2024	Hybrid	Online Lecture Lecture	2/10/2024 - 6/7/2024 ONLI ONLI (ONLEC) W 6:30-7:55 PM 2/10/2024 - 6/7/2024 BSSB 101 (LEC)	Baranski, J	45 / 45 / 0
Spring Semester 2024	Open	HIST-102-2562	U.S. History - 1877-PRESENT...	2/10/2024-4/5/2024	Online	Online Lecture	2/10/2024 - 4/5/2024 ONLI ONLI (ONLEC)	Uribe, S	45 / 45 / 0
Spring Semester 2024	Open	HIST-102-2564	U.S. History - 1877-PRESENT...	4/13/2024-6/7/2024	Online	Online Lecture	4/13/2024 - 6/7/2024 ONLI ONLI (ONLEC)	Uribe, S	45 / 45 / 0
Spring Semester 2024	Open	HIST-102-2570 	U.S. History - 1877-Present	2/10/2024-6/7/2024	Online	Online Lecture	2/10/2024 - 6/7/2024 ONLI ONLI (ONLEC)	Black, D	45 / 45 / 0

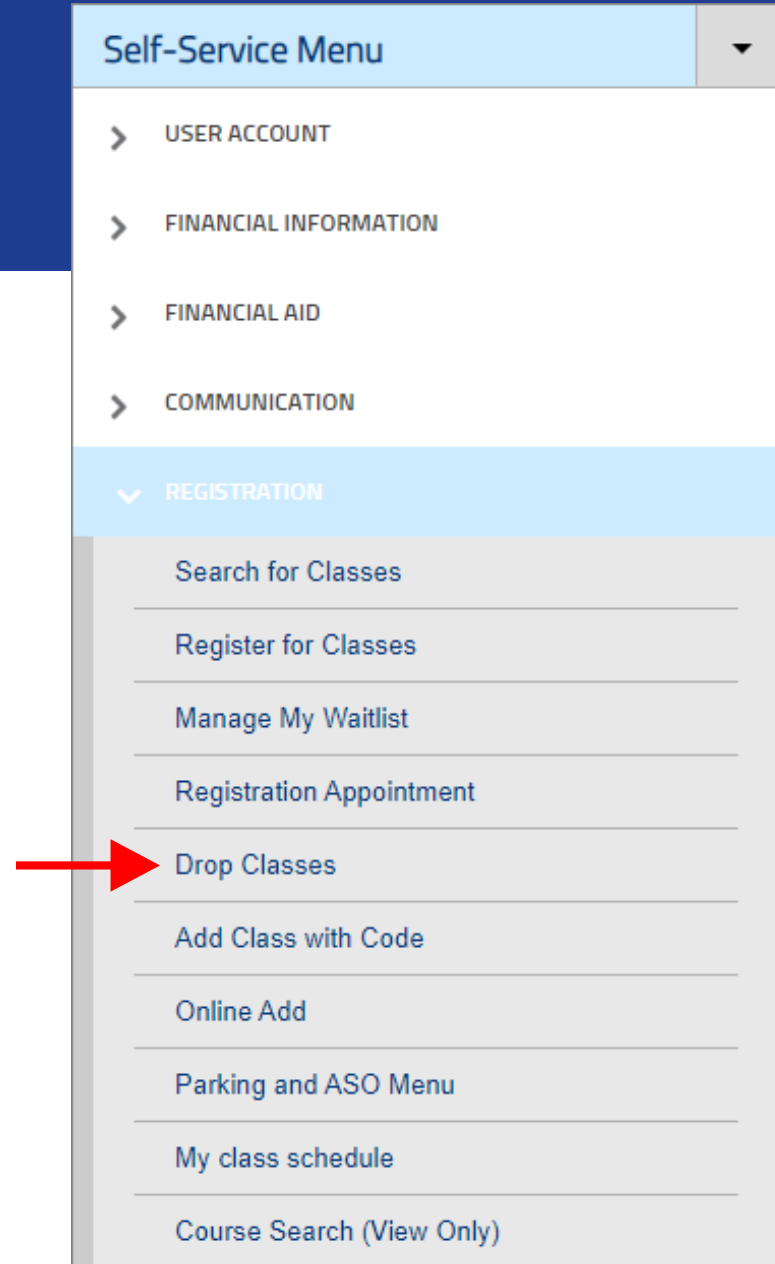
During the Class

- Keep up with assignments, discussion, quizzes, etc. as outlined in Syllabus
- **Need to miss a class?** Make sure instructor knows
- **Need to Drop?**
 - **Students need to perform this action themselves in MyECC by drop deadline dates**
 - After *Last Day to Drop* with a “W” instructors must submit a grade for every student on roster

Drop a Class

- **Drop Classes**

- Same screen as Register for Classes
- Find a class section you wish to drop and click **Drop** button
- **This action cannot be undone in MyECC**
 - Students looking to be reinstated need to email their instructor
 - Only with instructor consent will Admissions & Records add student back to roster

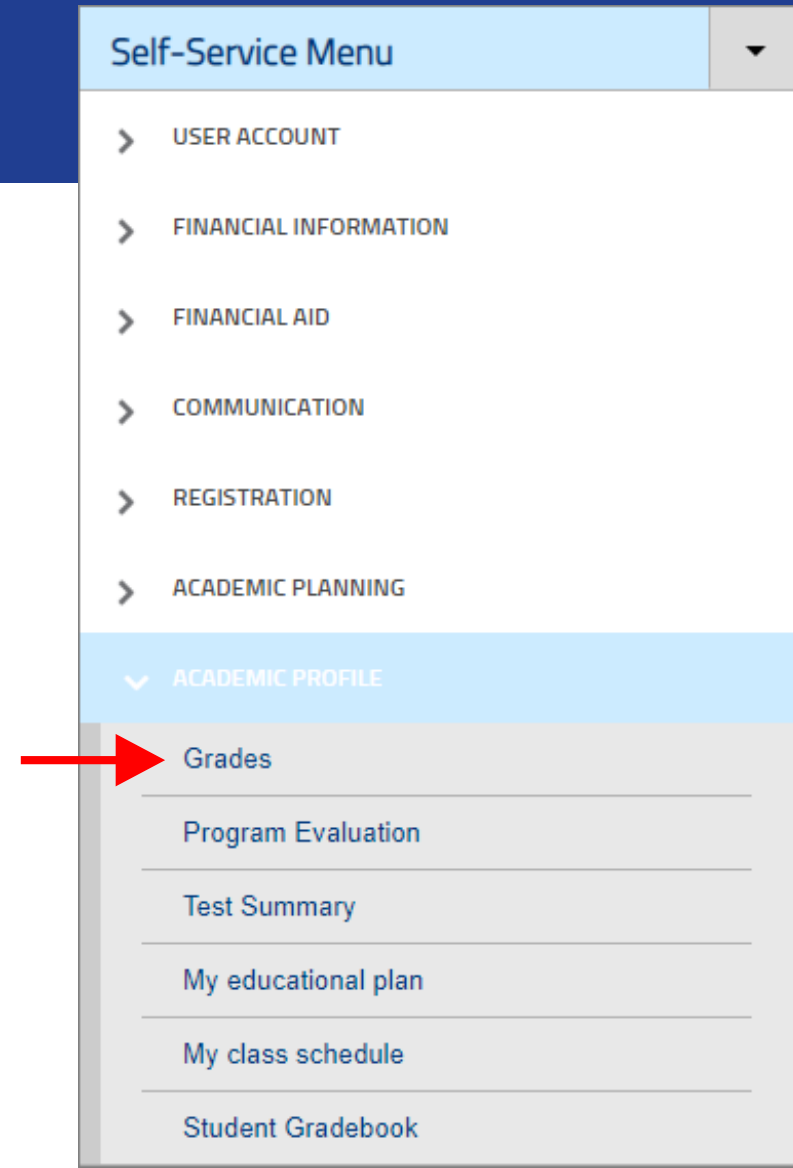


End of Class

- Final grades submitted by instructor within 7 days after last date of class
- Final grades visible in both MyECC and Canvas

End of Class

- Self-Service Menu
 - **Academic Profile > Grades**
- Web Services A
 - **Unofficial Student Transcript**
 - Unofficial Transcript contents same as Official Transcript
 - Sometimes enough to show high school in order to receive any high school credit
 - High school credit given at determination of high school



End of Class

Need Official Transcripts?

- Order online at [Transcripts Webpage](#)
- Uses Parchment vendor to send secure transcripts directly to desired institution(s)
 - Can send to your high school or universities/colleges
 - If your high school requires Official Transcripts, please confirm with them electronic vs. hard copy and the email or physical address where transcripts need to be sent
 - First two transcript copies are free, \$6 per transcript after that

Future Terms

- **Summer 2024 Term** (June 17 to August 8, 2024)
 - Both 6-week and 8-week classes
 - Can use last [Summer 2023 Class Schedule PDF](#) as a guide until Summer 2024 Class Schedule is available
 - Dual Enrollment is limited to 2 courses in the summer
 - Registration begins late May for K-12 students

For Winter/Spring 2024 applicants: Start on **Step 2** to submit a new completed Dual Enrollment Form for Summer 2024

Dual Enrollment Website

- Steps for Dual Enrollment (and support with each step)
- Tips for Dual Enrollment
- Popular Classes for Dual Enrollment
- **Dual Enrollment Updates – New!**
- Frequently Asked Questions
- Help & Events
- And more!

www.elcamino.edu/dualenrollment

Dual Enrollment Updates

To subscribe to text updates, text [@dualecc](#) to **81010**
OR
click the **Join class** button to sign up for Remind

Dual Enrollment Updates — New!

Dual Enrollment is using Remind to post updates for K-12 students interested in taking El Camino College classes.

To subscribe to text updates, text [@dualecc](#) to **81010** — or click the **Join class** button below to sign up for Remind.



Dual Enrollment

Join class

ECC Dual Enroll

October 25th, 2023

We are hosting Zoom Information Sessions for Winter/Spring 2024 on Wednesday, Nov. 1 and 15! Details and sign up at <https://tinyurl.com/dualhelp>

Dual Enrollment Team

Michelle Arthur, Coordinator
Brian Hayden, Student Services Specialist
Megan Fisher, Dual Enrollment Professional
Katlin Morales, Academic Counselor

dualenrollment@elcamino.edu

Dual Enrollment Zoom Help

Every Tuesday, Wednesday, and Thursday
from 4:00-5:00 p.m.

[Help & Events](#)