



El Camino College

Summer & Fall 2024 Information Session

Dual Enrollment

Michelle Arthur
Brian Hayden
Megan Fisher
Katlin Morales

Overview

- Why Dual Enrollment?
- Types of Dual Enrollment
- Summer 2024 Term
- Fall 2024 Semester
- Class Schedule
- Application for Admission
- MyECC Portal
- Dual Enrollment Form
- Register for Classes
- Waitlist/Add Classes
- Canvas LMS
- First Day of Class
- During the Class
- End of Class
- Future Terms

Why Dual Enrollment?

- A. Get ahead** – Earn high school and college credit at the same time, one semester usually equals one year
- B. Save time** – Earn a college degree faster by starting early
- C. Save money** – Enrollment fees are waived!
- D. Build confidence** – Experience and succeed in college-level courses, become familiar with college admission and registration processes
- E. Stand out** on university/college applications
- F. Follow a passion** or interest
- G. Explore careers** and majors

Why Dual Enrollment?

H. All of the above!

Two Types of Dual Enrollment

- **Dual Enrollment in El Camino College Classes**
 - Traditional college classes (on-campus and online)
 - Open to public, students **register themselves** to save their seat
 - K-12 students complete all Steps for Dual Enrollment and purchase required textbooks/materials
- **Dual Enrollment in High School Partnership Classes**
 - A.k.a. *Dual Enrollment, Career Pathways, or Early College* classes
 - Not open to public, just for students at local high school/district
 - K-12 students complete Steps 1-2 only, are **manually registered** by ECC staff, high school provides textbooks/materials

Two Types of Dual Enrollment

- **For both types**
 - **Enrollment fees (and other misc. fees) are waived!**
 - Classes count for **college credit** (on college transcript) and **high school credit** (as determined by high school)
 - **Same steps** (but Steps 3-4 done for students in HS Partnership Classes)

Steps for Dual Enrollment

1. Apply for Admission	+
1B. Set up Multi-Factor Authentication – New!	+
2. Submit Completed Dual Enrollment Application Form	+
3. Clear any Prerequisites	+
4. Register for Classes	+

Two Types of Dual Enrollment

www.elcamino.edu/dualenrollment

Dual Enrollment in El Camino College Classes

Steps for K-12 students wanting to take classes found in the Class Schedule

High School Partnership Classes

We also offer classes at 20 local high school campuses

Summer 2024 Term

- **Two Six-Week Sessions**
 - June 17 to July 25
 - July 1 to August 8
- **One Eight-Week Session**
 - June 17 to August 8
- Most on-campus classes meet Monday-Thursday
- Campus closed on Fridays during summer

Fall 2024 Semester

- **16-Week Semester**

- Monday, August 26, to Saturday, December 14, 2024
- Most in-person classes meet twice a week (Mon/Wed or Tues/Thur)

- Some 8-Week Classes

- **First 8-Week Session** – August 26 to October 19
- **Second 8-Week Session** (“Mid-Term Classes”) – start October 21

Looking for Important Dates and Deadlines?

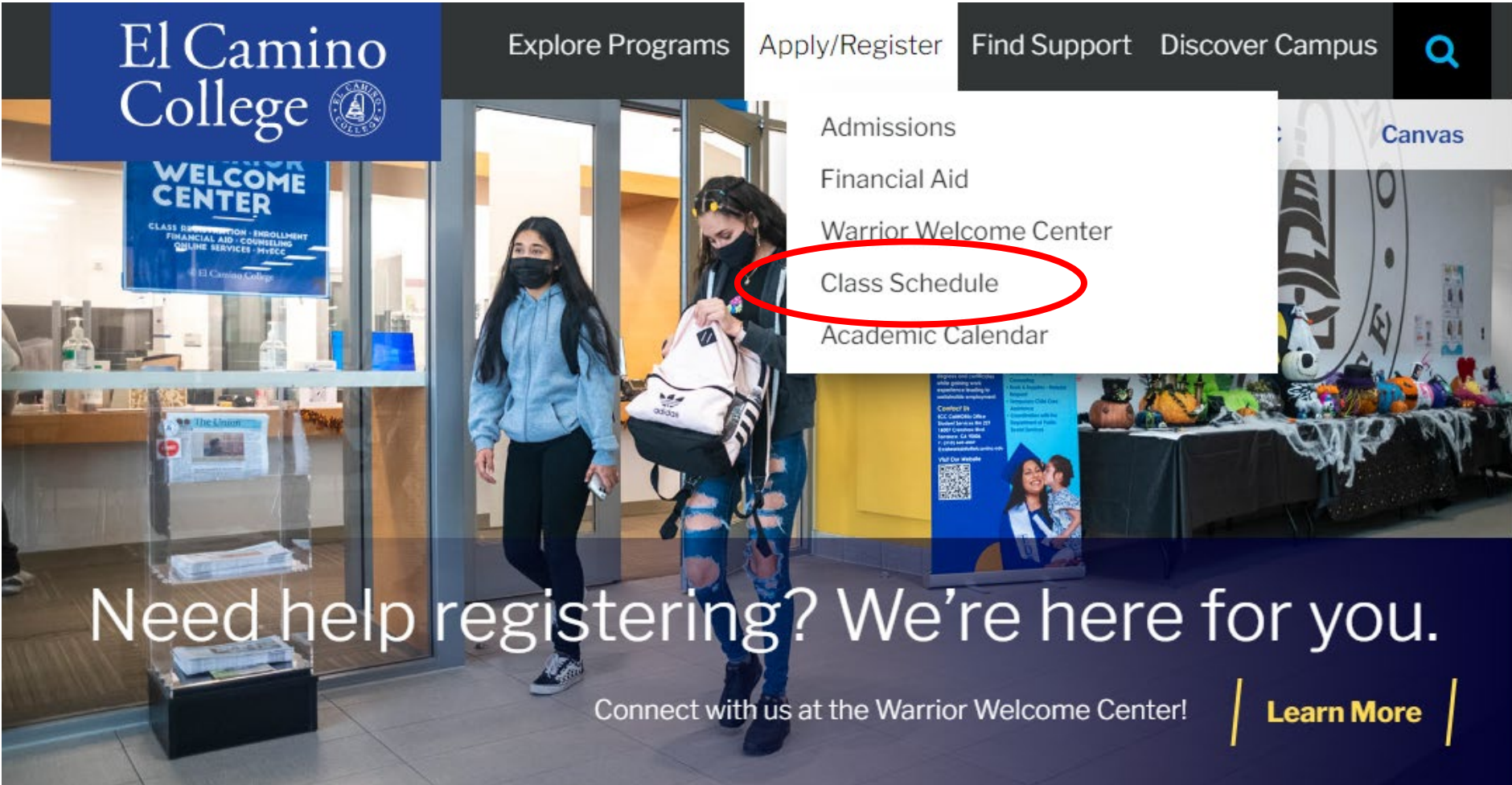
- [Academic Calendar](#)

El Camino College Website

www.elcamino.edu

The image shows a screenshot of the El Camino College website homepage. The top navigation bar includes the college logo and name on the left, and menu items: "Explore Programs", "Apply/Register", "Find Support", "Discover Campus", and a search icon. Below this is a secondary navigation bar with "Apply", "MyECC", and "Canvas". The main content area features a large background image of two students in a hallway. On the left, a blue sign reads "WELCOME CENTER" with services listed: "CLASS REGISTRATION - ENROLLMENT", "FINANCIAL AID - COUNSELING", and "ONLINE SERVICES - MYECC". In the center, a yellow vertical banner says "ASSESSMENT AND TESTING" next to a blue "CalWorks" banner. On the right, a table is decorated with Halloween items, including pumpkins and a ghost. At the bottom, a dark blue banner contains the text "Need help registering? We're here for you."

Class Schedule



The image shows a screenshot of the El Camino College website. At the top left is the El Camino College logo. To its right are navigation links: "Explore Programs", "Apply/Register", "Find Support", and "Discover Campus". A search icon is on the far right. Below these links is a dropdown menu with the following items: "Admissions", "Financial Aid", "Warrior Welcome Center", "Class Schedule" (circled in red), and "Academic Calendar". The background of the website features a photograph of two students walking through a glass entrance. A sign in the background reads "WELCOME CENTER" and lists services: "CLASS REGISTRATION - ENROLLMENT", "FINANCIAL AID - COUNSELING", and "ONLINE SERVICES - MYECC". At the bottom of the page, there is a dark blue banner with the text "Need help registering? We're here for you." and "Connect with us at the Warrior Welcome Center!". To the right of this banner is a yellow "Learn More" button.

Need help registering? We're here for you.

Connect with us at the Warrior Welcome Center!

[Learn More](#)

Class Schedule

- A list of classes offered by El Camino College during Summer 2024 and Fall 2024 terms
- Each class section shows Start and End Dates
- Each class section shows a Location/Class Type
 - **On Campus at El Camino College**
 - **Online** (no required meeting days/times, **asynchronous learning but not self-paced**)
 - **Hybrid** (online and on-campus requirements)
 - **Live Online** (with online meeting days/times as shown, **not many offered**)
- ~~PDF~~ or **Online Searchable Schedule**

Class Schedule

Search Classes Online

- Select a **Term**
- Select a **Subject**
- Optional:
 - **Course Number**
 - Days of Week
 - Class Type
 - Time of Day
 - Zero/Low Textbook Cost

Search for Courses and Course Sections

Subject Search **Advanced Search**

Catalog Advanced Search

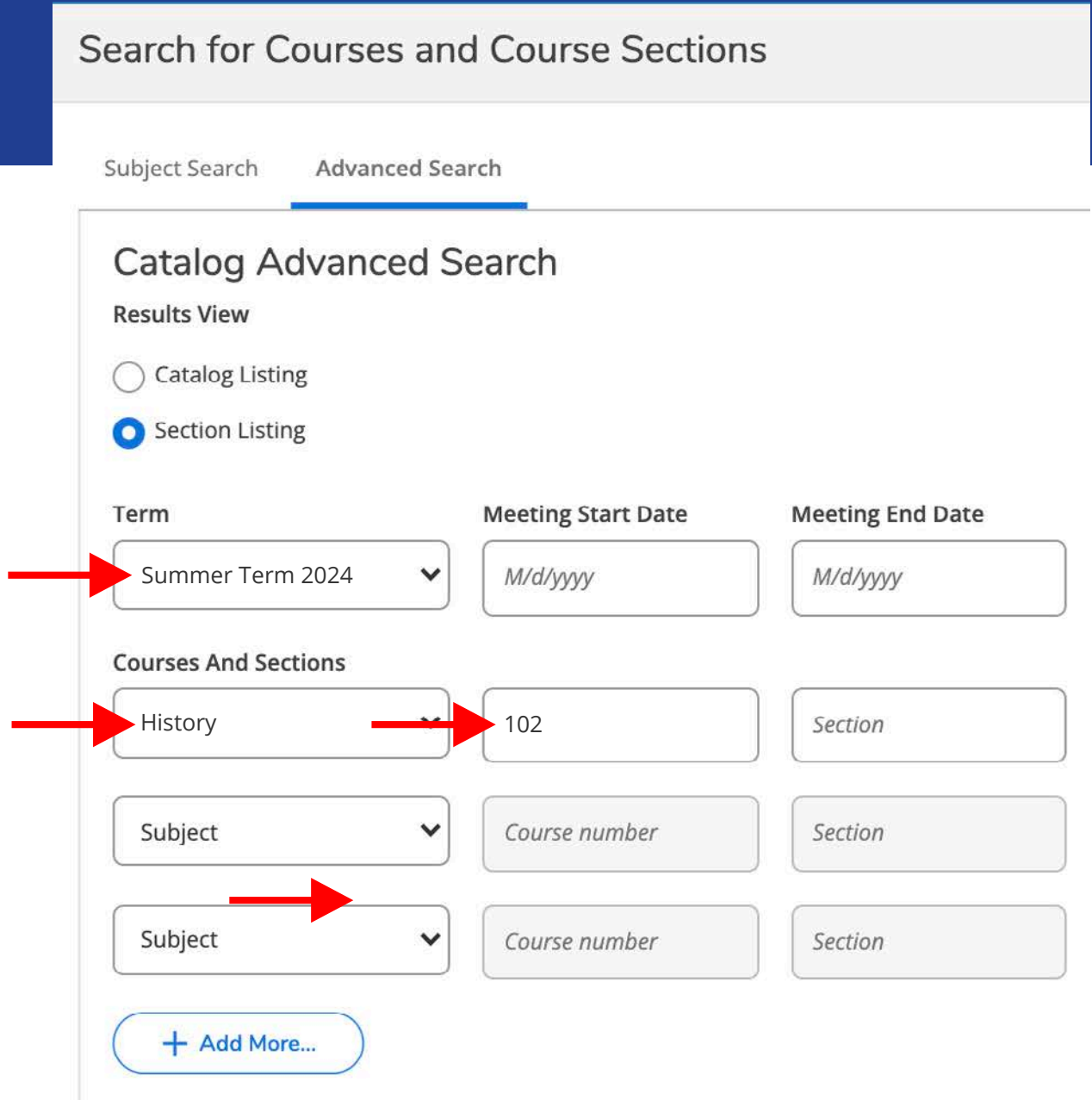
Results View

Catalog Listing

Section Listing

Term	Meeting Start Date	Meeting End Date
Summer Term 2024	M/d/yyyy	M/d/yyyy
History	102	Section
Subject	Course number	Section
Subject	Course number	Section

[+ Add More...](#)



Class Schedule

Advanced Search Selection: HIST-102

Filters Applied: Summer Semester 2024

Click link to view Section Details

Seats Available / Capacity / Number Waitlisted

Term	Status	Section Name	Title	Dates	Location	Instructional Methods	Meeting Information	Faculty	Availability
Summer Semester 2024	Open	HIST-102-2557	U.S. History - 1877-PRESENT	7/1/2024-8/8/2024	Online	Online Lecture	7/1/2024 - 8/8/2024 ONLI ONLI (ONLEC)	Mr. Paul D. Swendsen	45 / 45 / 0
Summer Semester 2024	Open	HIST-102-2559	U.S. History - 1877-PRESENT	7/1/2024-8/8/2024	Online	Online Lecture	7/1/2024 - 8/8/2024 ONLI ONLI (ONLEC)	Mr. Paul D. Swendsen	45 / 45 / 0
Summer Semester 2024	Open	HIST-102-2563	U.S. History - 1877-PRESENT	6/17/2024-7/25/2024	Online	Online Lecture	6/17/2024 - 7/25/2024 ONLI ONLI (ONLEC)	Ms. Kirsten Resnick	45 / 45 / 0
Summer Semester 2024	Open	HIST-102-2565	U.S. History - 1877-PRESENT	6/17/2024-7/25/2024	Online	Online Lecture	6/17/2024 - 7/25/2024 ONLI ONLI (ONLEC)	Ms. Kirsten Resnick	45 / 45 / 0
Summer Semester 2024	Open	HIST-102-2573	U.S. History - 1877-PRESENT	6/17/2024-7/25/2024	Online	Online Lecture	6/17/2024 - 7/25/2024 ONLI ONLI (ONLEC)	Mr. Dustin Black	45 / 45 / 0
Summer Semester 2024	Open	HIST-102-2577	U.S. History - 1877-PRESENT	7/1/2024-8/8/2024	Online	Online Lecture	7/1/2024 - 8/8/2024 ONLI ONLI (ONLEC)	Mr. Michael Fraga	45 / 45 / 0
Summer Semester 2024	Open	HIST-102-2579	U.S. History - 1877-PRESENT	7/1/2024-8/8/2024	Online	Online Lecture	7/1/2024 - 8/8/2024 ONLI ONLI (ONLEC)	Mr. Michael Fraga	45 / 45 / 0
Summer Semester 2024	Open	HIST-102-2583	U.S. History - 1877-PRESENT	7/1/2024-8/8/2024	Online	Online Lecture	7/1/2024 - 8/8/2024 ONLI ONLI (ONLEC)	Mr. Muhammad Ra	45 / 45 / 0
Summer Semester 2024	Open	HIST-102-2587	U.S. History - 1877-PRESENT	7/1/2024-8/8/2024	On Campus At El Camino College	Lecture	M, T, W, Th 10:30 AM-12:35 PM 7/1/2024 - 8/8/2024 BSSB 210 (LEC)	Mr. Jub U. Sankofa	45 / 45 / 0

Open,
Waitlisted,
or Closed

Catalog

Want to learn more about El Camino College courses?

- View [Course Descriptions](#) in Catalog
 - Short text description
 - Number of units
 - Lecture/Lab
 - Transfers to CSU, UC
 - Prerequisite or Recommended Preparation (if any)

Course Descriptions



Course Filter

Filter this list of courses using course prefix, course code, keywords or any combination.

Prefix:	Code or Number:	Type	Keyword or Phrase:	
All prefixes... ▾	<input type="text"/>	History ▾	<input type="text"/>	<input type="button" value="Filter"/>
<input checked="" type="checkbox"/> Find whole word or phrase only.				

History

- HIST 101 - United States History to 1877
- HIST 101H - Honors United States History to 1877

HIST 102 - United States History from 1877 to the Present

HIST 102 - United States History from 1877 to the Present



3 units

3 hours lecture

Recommended Preparation: eligibility for ENGL 1A

Credit, degree applicable

Transfer CSU, UC*

This course is a chronological survey of American history from 1877 to the present, focusing on American social, intellectual, political, economic, and diplomatic institutions. Major topics include culture, ethnic and racial diversity and the role of the United States within the context of world history.

Note: The maximum UC credit allowed for students completing HIST 101 and 102 and HIST 110 and HIST 111 and/or HIST 105 and HIST 106 is one series. Students may take History 102 or HIST 102H. Duplicate credit will not be awarded.

- HIST 102H - Honors United States History from 1877 to the Present
- HIST 105 - Women and American History from the Colonial Era to 1877
- HIST 106 - Women and American History from 1877 to the Present

Bookstore

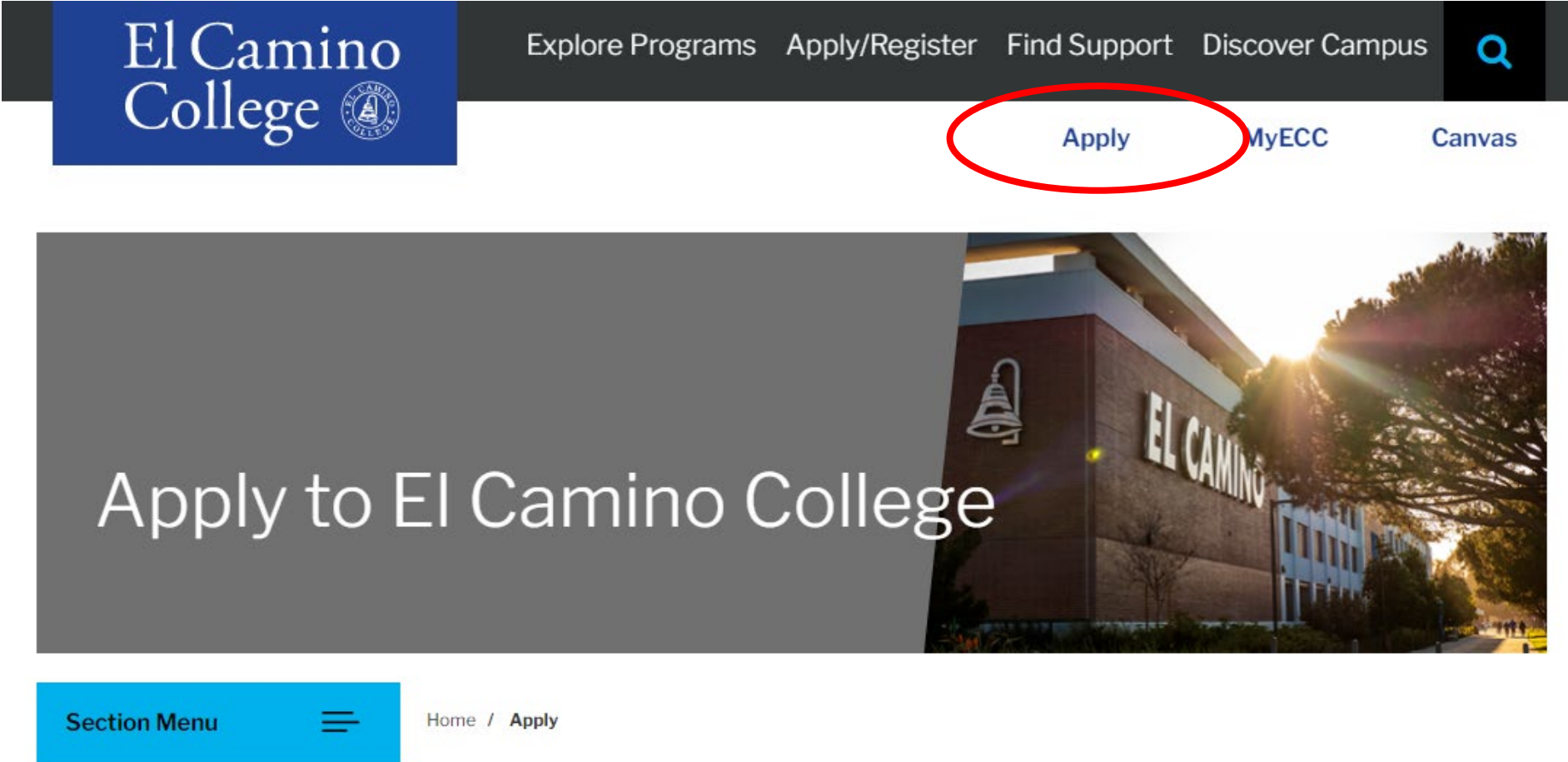
Use the [Online Bookstore](#) to look up required textbooks/instructional materials for any section.

Purchase through the El Camino College Bookstore or a third-party vendor.

- New or Used
- Print or Digital
- Rentals (return by end of term)
- Shipping or pick-up in store

The screenshot displays the 'Online Bookstore' interface. At the top, there is a navigation bar with links for Textbooks, Gifts, Apparel, Supplies, Technology, Graduation, Sale, Login, and Account. Below this is a section titled 'Select Term and Departments'. The main content area is a 'Search by Course' form. It contains three rows of search criteria, each with a dropdown arrow, a search icon, and a search term. The first row shows 'SUMMER 24 (Order Now)', 'HIST', and '102 -2544 -VERGE'. The second row shows 'SUMMER 24 (Order Now)', 'HIST', and '102 -2570 -BLACK'. The third row shows 'SUMMER 24 (Order Now)', a search icon, a text input field containing 'Department', a search icon, and 'Course-Section-Instructor'. A dropdown menu is open below the 'Department' input field, listing the following department codes: ACR, ACRP, AJ, ANAT, ANTH, APHY, ARCH, and ART. At the bottom left of the search area, there is a link '+ Add Another Course'. At the bottom right, there is a blue circular button with a right-pointing arrow and the text 'View Your Materials'.

Step 1. Apply for Admission



The screenshot shows the top navigation bar of the El Camino College website. On the left is the El Camino College logo. The main navigation menu includes 'Explore Programs', 'Apply/Register', 'Find Support', and 'Discover Campus'. A search icon is on the right. Below the main menu, there are links for 'Apply' (circled in red), 'MyECC', and 'Canvas'. Below the navigation is a large banner with a photograph of a building and the text 'Apply to El Camino College'. At the bottom left is a 'Section Menu' button with a hamburger icon, and to its right is the breadcrumb 'Home / Apply'.

El Camino College

Explore Programs Apply/Register Find Support Discover Campus

Apply MyECC Canvas

Apply to El Camino College

Section Menu Home / Apply

Apply for Admission



California
Community
Colleges

CCCApply

[Cambiar a Español](#)



EL CAMINO COLLEGE



Application for Admission to College

Before applying to college you must first have an OpenCCC account.

The OpenCCC single sign-in account allows you to access the online services of the California Community Colleges.

OpenCCC is a service of the California Community Colleges Chancellor's Office. The information in your account is kept private and secure.

First time only

[Create an Account](#) or

[Sign In](#)

Apply to El Camino again,
or to other California
Community Colleges

Apply for Admission

1. Create your **OpenCCC Account**

- Provide accurate personal identifying information
- **Legal Name**
- **Personal Email Address** (school email address not recommended)
- **Social Security Number** (recommended if you have one)
- Create a **Password** for CCCApply (not MyECC)

2. **Start a New Application**

- Select the earliest term taking classes (e.g. Summer Term 2024)
- Select your Educational Goal and Intended Major
- Answer all questions as best as you can at this time

Apply for Admission

Important for K-12 Students!

Education

Your responses will be kept private and secure and will not be used for discriminatory purposes.

College Enrollment Status

As of July 01, 2024, I will have the following college enrollment status:



Enrolling in high school (or lower grade) and college at the same time



Apply for Admission

Right after you submit your application for admission...

- Email with your **CCCID** (for CCCApply)
- Email with your **Confirmation Number** – *indicates you successfully applied!*
- Email with information specific to K-12 student admits

After 1-3 Business Days...

- Application processed, El Camino student account is created
- Welcome Email with **El Camino College Student ID Number**, @elcamino.edu email address, and MyECC initial password information

Apply for Admission

- Welcome Email sample

Dear Firstname,

Congratulations and welcome to El Camino College!

Please see the important information listed below that will assist you with registration and accessing other ECC resources.

START TERM:	2024/SU
Student ID:	266####
MyECC Username/Email:	firstname_lastname@elcamino.edu
Initial Password:	Last 4 digits of your SSN/TIN. If you applied without an SSN/TIN, please use this link https://bit.ly/nossn to update your information.
Residency:	California - CA If blank, please use this link https://bit.ly/elcores to update your residency information.

MyECC is your student portal with access to registration and resources. To log in go to: <https://www.elcamino.edu/myecc>

For more information on your next steps, or if you have further questions, visit our [Warrior Welcome Center](#) site.

Apply for Admission

Did not receive your Welcome Email? Can't sign into MyECC?

- First check spam/junk folder
- Email dualenrollment@elcamino.edu
- Visit [Virtual Admissions & Records Help Desk](#) on Zoom

Apply for Admission

Do I need to apply again?

- Students need to submit a new application for admission if they do not register **for consecutive fall and spring terms**
 - Use previously-created OpenCCC Account
 - Updates existing El Camino student account
- Graduating seniors also apply again to attend El Camino as a **First-Time College Student** after high school
 - Use previously-created OpenCCC Account
 - Updates existing El Camino student account

Your Student Account

Account created using the information you provide the **first time** you apply for admission.

Need to change information on your student account?

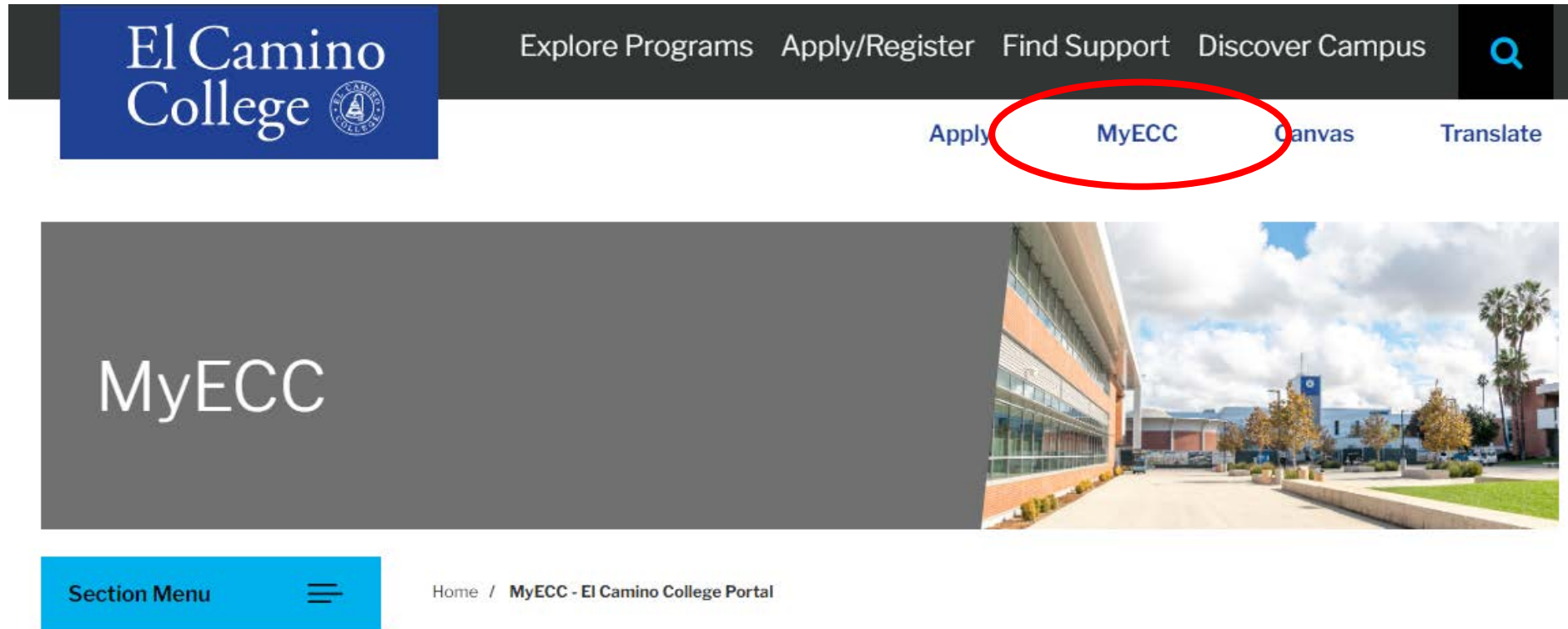
- Complete an [Admissions Form](#)
 - Change of Address/Phone Number Request (also to change **Personal Email Address**)
 - Name/Gender/Pronoun/Date of Birth Change or Correction
 - Residency Reclassification Questionnaire
 - Social Security Number Correction
 - Provide verification documents for requested changes

MyECC

El Camino College's Online Student Portal

- Register for Classes
- Add or Drop Classes
- View and Pay fees ([waived for K-12 students who complete Steps for Dual Enrollment!](#))
- View Registered and Waitlisted Classes
- View Grades and Unofficial Transcripts

MyECC



The screenshot shows the top navigation bar of the El Camino College website. On the left is the El Camino College logo. The main navigation menu includes links for 'Explore Programs', 'Apply/Register', 'Find Support', and 'Discover Campus'. A search icon is located on the far right. Below the main navigation, there is a secondary row of links: 'Apply', 'MyECC', 'Canvas', and 'Translate'. The 'MyECC' link is circled in red. Below the navigation is a large banner image of a modern building with the text 'MyECC' overlaid on the left side. At the bottom left, there is a blue 'Section Menu' button with a hamburger icon. To its right is the breadcrumb trail: 'Home / MyECC - El Camino College Portal'.

El Camino College

Explore Programs Apply/Register Find Support Discover Campus

Apply MyECC Canvas Translate

MyECC

Section Menu

Home / MyECC - El Camino College Portal

MyECC is El Camino's portal to access digital campus services for students and employees.

MyECC

First time signing in?

- Enter your Username (**@elcamino.edu email address**)
- Enter your **Initial Password**
 - Last 4 digits of social security number *if provided*
- You will be prompted to create a new secure password

Forgot password?


- Use **Forgot My Password** tool to reset to Initial Password



EL CAMINO COLLEGE

Sign in with your ECC email account

Sign in

- [How-To Setup Multi-Factor Authentication \(MFA\)](#)
- [Forgot My Password](#) 
- [Change My Password](#)
- [What's My Username?](#)
- [Troubleshooting MyECC](#)
- [Login and password help](#)
- [Chat with us Live](#)

Email and Microsoft 365

- El Camino students (including K-12 students) have access to Microsoft 365 apps!
 - Including **Word, Excel, PowerPoint, Outlook, OneDrive**, and more
- Go directly to:
 - outlook.com/elcamino.edu – access @elcamino.edu email address using Outlook in your web browser
 - microsoft365.com – sign in using your @elcamino.edu email address to access Microsoft 365
 - Can use apps in web browser or select “**Install Office**” to download
- **Add your El Camino email address to your smart phone or mobile device** (Exchange or Office 365 account type)

Step 1B. Multi-Factor Authentication

- ***New Step!***
- Provides extra layer of security for all students, faculty, and staff
- Uses Microsoft Authenticator app for smartphones and tablets (iOS and Android)
- Required to use access some features when using MyECC **from an off-campus location**

Instructions, videos, and FAQs available on [Multi-Factor Authentication \(MFA\) webpage](#)

Step 2. Dual Enrollment Form

- PDF available on Dual Enrollment webpage under **Step 2**
- Submit a new completed form for **each term** (Summer 2024, Fall 2024, etc.)
- Form must include:
 - **Term and Year** (e.g. Summer 2024)
 - **Drawn Student Signature**
 - **Drawn Parent Signature**
 - **Drawn Authorized Signature** from principal or counselor
 - Your **Grade Level** and **High School Graduation** year
 - **Dean's signature also required for students in Grades K-10**
(see [Course Restrictions & Division Dean Approval](#))

Dual Enrollment Form

- Also **Course #1** and **Course #2** you would like to register for
 - e.g. History 102 and Mathematics 150
 - Grants course permission to be eligible to register for **any class section** of History 102, Mathematics 150 offered during term
- Dual Enrollment is limited to:
 - **11 units** during the Fall and Spring Semesters
 - **2 courses** during the Summer Term (maximum of 8 units)
 - **1 course** during the Winter Session
 - Refer to [Catalog](#) or [Class Schedule](#) to determine unit counts

Dual Enrollment Form

- **Grade level for summer term is the same as next fall**
- Example: current 10th Grade students in Spring 2024 would circle 11th Grade if submitting a form for Summer 2024 or Fall 2024
 - Very few course restrictions
 - No more Division Dean Approval

Dual Enrollment Form



El Camino College

Dual Enrollment Application

El Camino College
16007 Crenshaw Blvd.,
Torrance, CA 90506-0001
Admissions Office 310-660-3414

The El Camino Community College District is committed to providing equal employment and educational opportunities for all individuals, regardless of race, color, ancestry, religion, gender, national origin, marital status, sexual orientation, handicap, age, and Vietnam-era status.

PLEASE PRINT ALL INFORMATION CLEARLY

Section I: Student Information **Semester:** Summer ___ Fall ___ Winter ___ Spring ___ **Year** _____

El Camino College ID #

Name _____ Birth Date ____/____/____ Age ____
Last First MI

Address: _____ Email: _____

City: _____ State: _____ Zip: _____ Phone # _____

I have read and understand the expectations and responsibilities section on page the back of this application.

Student Signature _____ **Date** _____

(Students enrolled in a **Home Study Program** must provide proof that the **Home Study Program** is registered with the State of California).

High School: _____

At the time of ECC enrollment, I will be in **grade 9th/10th/11th / 12th** (circle one) and in the HS **Graduating Class of 20** _____

Section II: Parent Consent

Dual Enrollment Form

- **Submitting your completed form(s)?**
 - Email to dualenrollment@elcamino.edu
OR
 - Bring in-person to Admissions & Records Office during open hours
- Usually takes 1-3 business days to process
- Once processed, you receive permission to register for **any class section** of your approved courses
 - **Only register for courses listed on your form**
 - Want to change course permissions? Email us to change course number or submit new form to change course subject.

Dual Enrollment Form

- **Submitting a form for High School Partnership Classes?**
 - Submit to your high school contact
 - Students will be **manually registered** by El Camino College into these classes (only)

Step 3. Clear Any Prerequisites

- Students need to complete this step before they can register themselves for a course with a Prerequisite, including:
 - All Mathematics courses
 - Computer Science courses
 - Most English courses *Typically 12th grade only*
 - Sociology 101 *Typically 12th grade only*
 - Chemistry & Physics courses
 - Language courses higher than 1
- Different methods to clear (complete Placement Survey, meet with Express Counselor, submit online form). See **Step 3** of the [Steps for Dual Enrollment](#)

Step 4. Register for Classes

- **Search for Classes** and **Register for Classes** using MyECC
- Register anytime on or after your **Registration Appointment** (earliest date/time you can register)
 - Registration starts weeks of May 13 and May 20 – *you may see a note about this in MyECC, but...*
 - Summer Registration Appointments estimated to start **Thursday, May 16**, for K-12 students
 - Fall Registration Appointments estimated to start **Thursday, May 23**, for K-12 students

Register for Classes

The screenshot displays the MyECC Portal interface for El Camino College. At the top, the college logo and name are visible on the left, and a notification bell and user profile icon (with the letter 'R') are on the right. Below the header, there are four announcement cards. The second card, 'Registration Appointments for Summer & Fall 2024 will be visible by May 10th.', is circled in red. Below the announcements, there are four main navigation panels. The 'REGISTER FOR CLASSES' panel is circled in red and contains links for 'Search for Classes', 'Register Here', 'Add/Drop a Class', 'Need Help to Add a Class', 'Ed Plan', 'Registration Appointment', 'My Class Schedule', and 'Prereq Clearance'. The 'PAYMENTS & FEES' panel is also circled in red and contains links for 'How Much Do I Owe?', 'Benefits Pass', 'Opt Out of Benefits Pass', 'Fee Payment Deadlines', and '1098T Tax Form'. The 'DUAL ENROLLED ST...' panel is circled in red and contains links for 'Steps for Dual Enrollment', 'Dual Enrollment Form', 'Frequently Asked Questions', 'Help & Events', and 'View Course Permissions'. At the bottom, there are four more panels: 'TRANSFER TO UNIV...', 'NEED HELP?', 'ECC QUICK LINKS', and 'MY FAVORITES'.

El Camino College

Welcome to the new MyECC Portal! For assistance on any missing links, email HelpDesk@elcamino.edu. [Get Help](#)

Last Day to Drop full-semester classes to receive a "W" grade - Friday May 10, 2024 [How to Drop a Class](#)

Registration Appointments for Summer & Fall 2024 will be visible by May 10th.

May 27th is Memorial Holiday. Campus is closed.

New STUDENT - START ...

- [Orientation](#)
- [Assessment](#)
- [ECC Email](#)
- [Areas of Study Info](#)
- [Warrior Welcome Center](#)
- [Support & Success Programs](#)
- [Residency Reclassification](#)
- [English & Math Placement Survey](#)

REGISTER FOR CLASSES

- [Search for Classes](#)
- [Register Here](#)
- [Add/Drop a Class](#)
- [Need Help to Add a Class](#)
- [Ed Plan \(Click on menu & select D...](#)
- [Registration Appointment - Avail ...](#)
- [My Class Schedule](#)
- [Prereq Clearance](#)

PAYMENTS & FEES

- [How Much Do I Owe?](#)
- [Benefits Pass \(Student Activities\)](#)
- [Opt Out of Benefits Pass \(only all...](#)
- [Fee Payment Deadlines](#)
- [1098T Tax Form](#)

DUAL ENROLLED ST...

- [Steps for Dual Enrollment in ECC Classes](#)
- [Dual Enrollment Form](#)
- [Frequently Asked Questions](#)
- [Help & Events](#)
- [View Course Permissions](#)
Click on Add Auth., Petitions and Waivers to view more info.

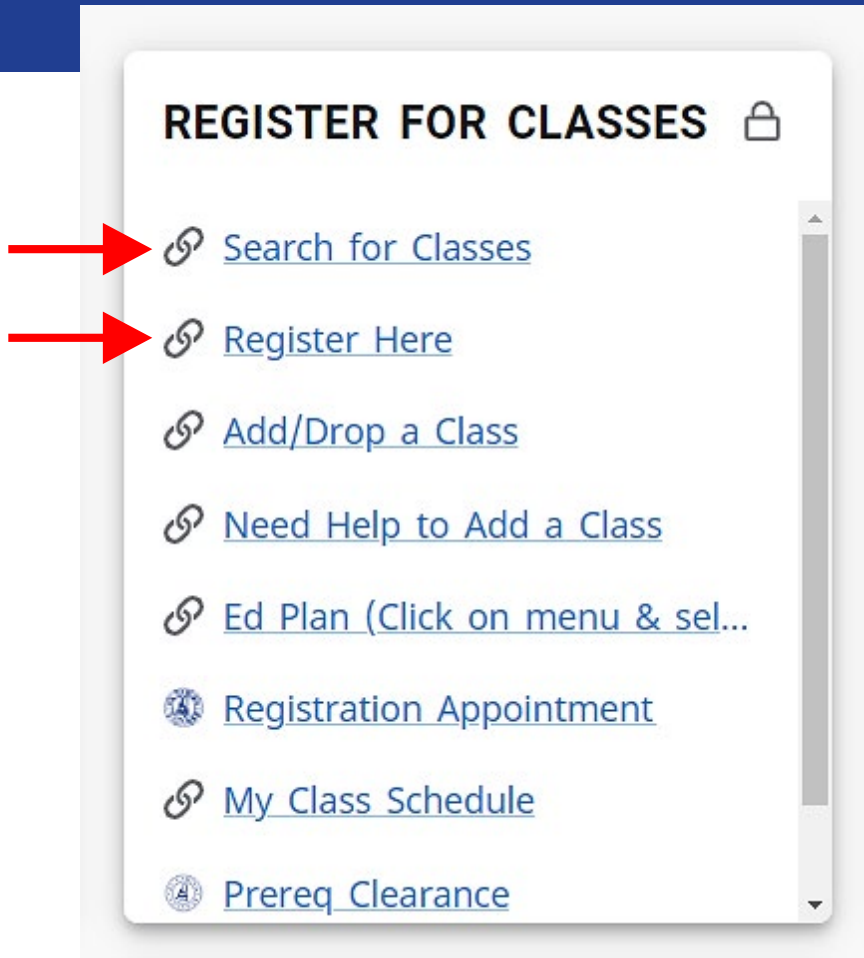
TRANSFER TO UNIV...

NEED HELP?

ECC QUICK LINKS

MY FAVORITES

Register for Classes



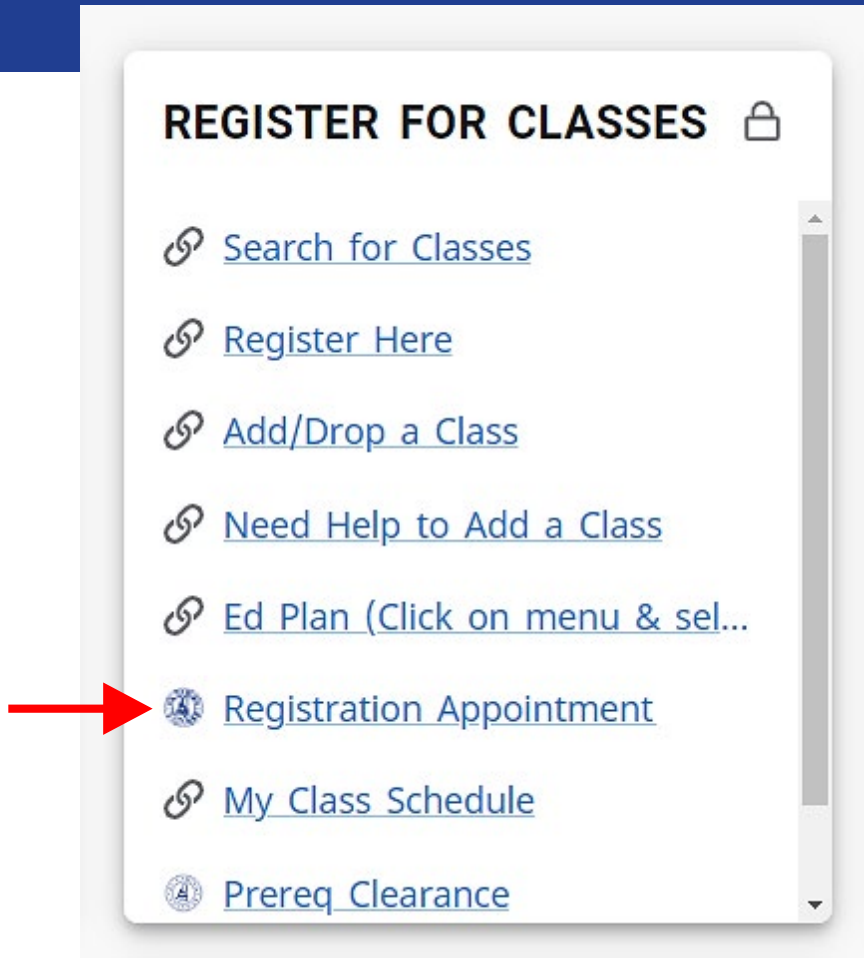
- **Search for Classes**

- Same as Online Searchable Schedule
- Use to add sections to your “Schedule” **(not yet registered!)**
- Can add multiple sections to visualize meeting days/times

- **Register Here**

- Use buttons to **Register** or **Waitlist** the sections you’ve added to your Schedule

Register for Classes



- **Registration Appointment** is simply the earliest date/time you can register for classes
 - Populated in MyECC as we get near the start of registration
 - **Open Registration** starts after all appointments (no Registration Appointment necessary).

Waitlist Classes

- After a class section reaches capacity...
 - Can no longer register
 - Instead join waitlist (usually 10 students)
- If seats become available **before Start Date**, then waitlisted students are moved to roster automatically (in waitlist order)
- **On/After Start Date**, only way to register is with [Authorization to Add provided by the instructor](#)
- K-12 students must have a Dual Enrollment Form on file for the term and have cleared any prerequisites

Summer Deadlines

- Different for each summer session

Last Day to...	First 6-Week	8-Week	Second 6-Week
Register	Sunday, June 16	Sunday, June 16	Sunday, June 30
Add/Drop without Notation	Thursday, June 20	Monday, June 24	Monday, July 8
Drop with a “W”	Tuesday, July 16	Thursday, July 25	Tuesday, July 30

NOTE: Campus is closed Wednesday, June 19; Thursday, July 4; and every Friday from June 21-August 9

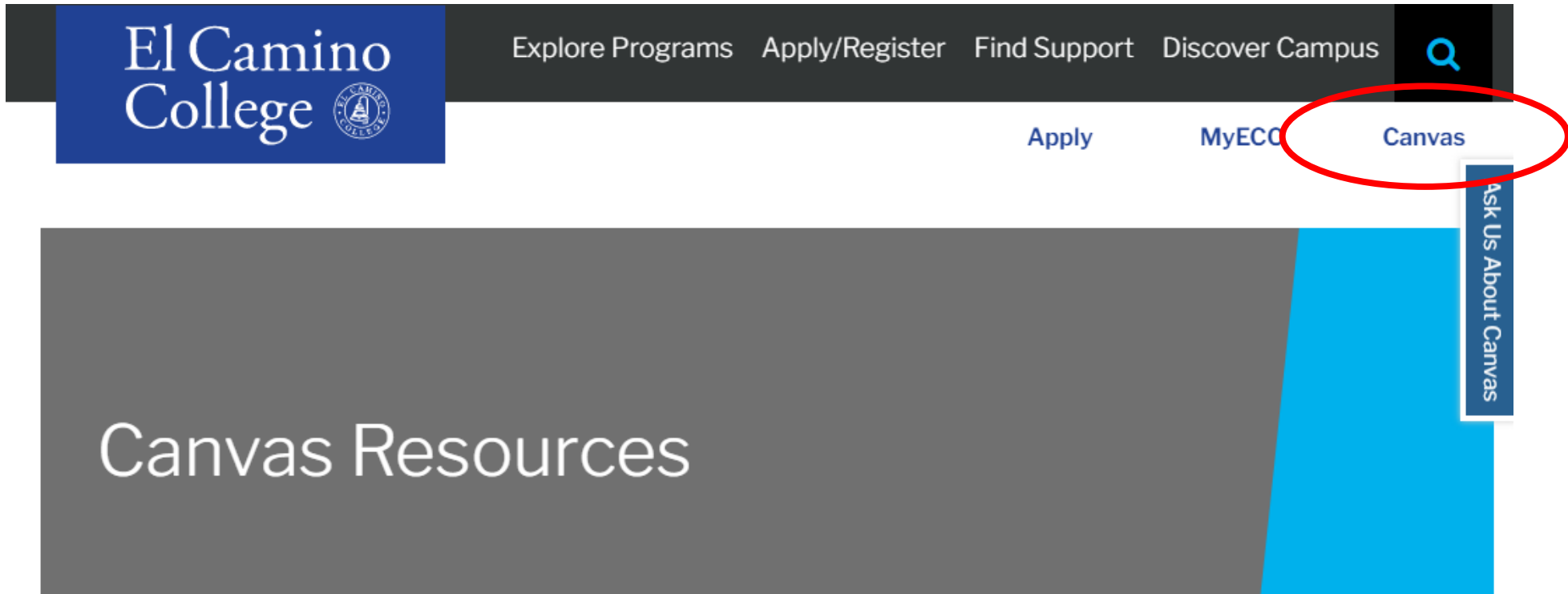
Fall Deadlines

- Depends on class length and start date:

Last Day to...	16-Week	First 8-Week	Second 8-Week
Register	Sunday, Aug. 25	Sunday, Aug. 25	Sunday, Oct. 20
Add/Drop without Notation	Sunday, Sep. 8	Friday, Aug. 30	Friday, Oct. 25
Drop with a “W”	Friday, Nov. 15	See Syllabus	See Syllabus

Canvas

- El Camino's Learning Management System (LMS) for **Online/Hybrid** teaching and learning



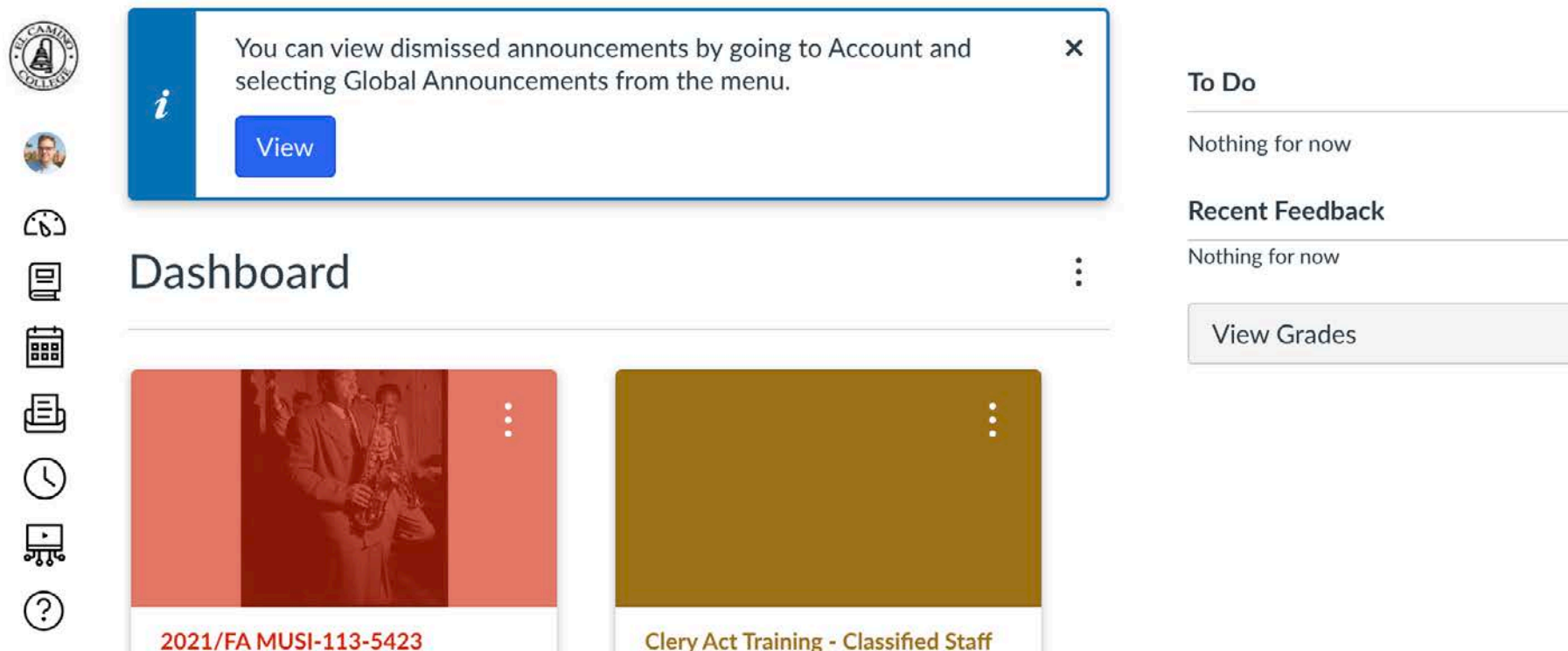
The screenshot shows the top navigation bar of the El Camino College website. On the left is the El Camino College logo. To its right are links for 'Explore Programs', 'Apply/Register', 'Find Support', and 'Discover Campus', followed by a search icon. Below this bar, the words 'Apply', 'MyECC', and 'Canvas' are visible. The 'Canvas' link is circled in red. On the right side of the page, there is a vertical blue button that says 'Ask Us About Canvas'. Below the navigation bar, the text 'Canvas Resources' is displayed on a dark grey background.

Canvas

- Canvas account created **only after** you register for first online class
 - Usually created within 24 hours (overnight)
- Sign in using El Camino's **Canvas Login Page** link only
 - Some high schools also use Canvas, but El Camino classes will only appear if you sign in using link on El Camino webpage
- Canvas Login Page will direct you to sign in using same **MyECC Username and Password**
- Make sure you can sign into Canvas prior to start of class

Canvas

- Signing in takes you to **Dashboard**
 - **Important and recent announcements** will appear at top



The screenshot displays the Canvas Dashboard interface. On the left, there is a vertical navigation menu with icons for Home, Dashboard, Calendar, Files, Clock, and Help. The main content area features a notification box at the top with the text: "You can view dismissed announcements by going to Account and selecting Global Announcements from the menu." Below the notification is the word "Dashboard" and a vertical ellipsis menu. The dashboard content includes two announcement cards: "2021/FA MUSI-113-5423" and "Clery Act Training - Classified Staff". On the right side, there are sections for "To Do" (Nothing for now) and "Recent Feedback" (Nothing for now), along with a "View Grades" button.

Notification: You can view dismissed announcements by going to Account and selecting Global Announcements from the menu. [View](#)

Navigation: Home, Dashboard, Calendar, Files, Clock, Help

Dashboard: Dashboard

Announcements:

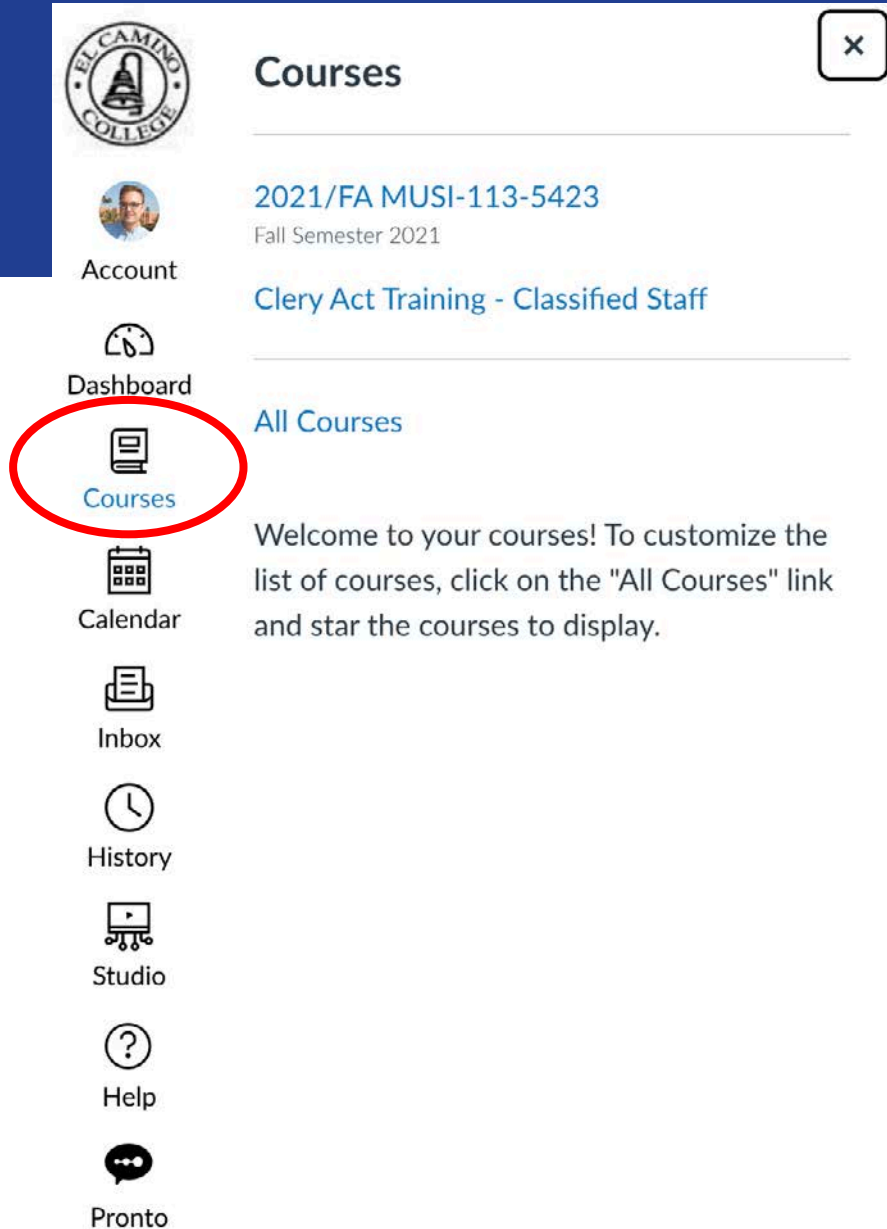
- 2021/FA MUSI-113-5423
- Clery Act Training - Classified Staff

To Do: Nothing for now

Recent Feedback: Nothing for now

[View Grades](#)

Canvas



The screenshot shows the Canvas user interface. At the top left is the El Camino College logo. Below it is a user profile picture and the text 'Account'. The main navigation menu on the left includes: Dashboard, **Courses** (highlighted with a red circle), Calendar, Inbox, History, Studio, Help, and Pronto. The main content area displays the course ID '2021/FA MUSI-113-5423', the semester 'Fall Semester 2021', and the course title 'Clery Act Training - Classified Staff'. Below this is a link for 'All Courses' and a welcome message: 'Welcome to your courses! To customize the list of courses, click on the "All Courses" link and star the courses to display.'

- Registered classes will appear under **Courses on or near the start of the class**
 - Classes appear in Canvas only after the instructor has published the class
 - Some instructors may do this up to a week before the class begins
 - Others publish on first date of the class



Account



Dashboard



Courses



Calendar



Inbox



History



Studio



Wellness Central



Tutoring Hub



Student Success Hub

Fall Semester 2021

Home

Modules

Syllabus

Assignments

Quizzes

Discussions

TechConnect Zoom

Announcements

Grades

Library Resources

Panopto Video

BigBlueButton

Recent Announcements



Window for Late Assignments Closes @ 11:59pm Tonight

Hi everyone, The window to turn in late assign...

Posted on:

Dec 16, 2021 at 12:13pm



Quiz #4 Open Until 11:59pm

Quiz #4 is open and will close at 11:59pm. Th...

Posted on:

Dec 15, 2021 at 9:48am

2021/FA MUSI-113-5423

Welcome to MUSIC 113 SURVEY OF JAZZ!



Canvas



- Account
- Dashboard
- Courses
- Calendar
- Inbox
- History
- Studio
- Wellness Central
- Tutoring Hub
- Student Success Hub

Fall Semester 2021

Collapse All

- Home
- Modules**
- Syllabus
- Assignments
- Quizzes
- Discussions
- TechConnect Zoom
- Announcements
- Grades
- Library Resources
- Panopto Video
- BigBlueButton

▼ Syllabus
Music 113 Survey of Jazz Syllabus-Contact Info & Course Description
Materials
Assignments & Quizzes
Course Calendar
Class Policies
Communication & Student Resources

▼ Unit 1 Early Jazz: Elements of Music, The Roots Of Jazz, & New Orleans
Welcome to Module 1: Elements of Music & Early Jazz
Course Intro & Elements Of Music Videos
Early Jazz Lecture Videos

First Day of Class

- **Online/Hybrid Classes**

- Class available in Canvas
- Explore **Syllabus** and learn class expectations, calendar, deadlines, etc.
- Recommended to access class in Canvas on Start Date, students can be dropped by instructor for non-participation

- **On-Campus Classes**

- Attend **first class meeting** or may be dropped by instructor for non-participation
- Explore **Syllabus** and learn class expectations, calendar, deadlines, etc.
- **Class Meeting Days, Times, and Room Numbers** available in Class Schedule and MyECC

First Day of Class

- [Campus Map](#)

Advanced Search Selection: HIST-102

Filters Applied: Summer Semester 2024 ×

Term	Status	Section Name	Title	Dates	Location	Instructional Methods	Meeting Information	Faculty	Availability
Summer Semester 2024	Open	HIST-102-2557	U.S. History - 1877-PRESENT	7/1/2024-8/8/2024	Online	Online Lecture	7/1/2024 - 8/8/2024 ONLI ONLI (ONLEC)	Mr. Paul D. Swendson	45 / 45 / 0
Summer Semester 2024	Open	HIST-102-2559	U.S. History - 1877-PRESENT	7/1/2024-8/8/2024	Online	Online Lecture	7/1/2024 - 8/8/2024 ONLI ONLI (ONLEC)	Mr. Paul D. Swendson	45 / 45 / 0
Summer Semester 2024	Open	HIST-102-2563	U.S. History - 1877-PRESENT	6/17/2024-7/25/2024	Online	Online Lecture	6/17/2024 - 7/25/2024 ONLI ONLI (ONLEC)	Ms. Kirsten Resnick	45 / 45 / 0
Summer Semester 2024	Open	HIST-102-2565	U.S. History - 1877-PRESENT	6/17/2024-7/25/2024	Online	Online Lecture	6/17/2024 - 7/25/2024 ONLI ONLI (ONLEC)	Ms. Kirsten Resnick	45 / 45 / 0
Summer Semester 2024	Open	HIST-102-2573	U.S. History - 1877-PRESENT	6/17/2024-7/25/2024	Online	Online Lecture	6/17/2024 - 7/25/2024 ONLI ONLI (ONLEC)	Mr. Dustin Black	45 / 45 / 0
Summer Semester 2024	Open	HIST-102-2577	U.S. History - 1877-PRESENT	7/1/2024-8/8/2024	Online	Online Lecture	7/1/2024 - 8/8/2024 ONLI ONLI (ONLEC)	Mr. Michael Fraga	45 / 45 / 0
Summer Semester 2024	Open	HIST-102-2579	U.S. History - 1877-PRESENT	7/1/2024-8/8/2024	Online	Online Lecture	7/1/2024 - 8/8/2024 ONLI ONLI (ONLEC)	Mr. Michael Fraga	45 / 45 / 0
Summer Semester 2024	Open	HIST-102-2583	U.S. History - 1877-PRESENT	7/1/2024-8/8/2024	Online	Online Lecture	7/1/2024 - 8/8/2024 ONLI ONLI (ONLEC)	Mr. Muhammad Rafi	45 / 45 / 0
Summer Semester 2024	Open	HIST-102-2587	U.S. History - 1877-PRESENT	7/1/2024-8/8/2024	On Campus At El Camino College	Lecture	M, T, W, Th 10:30 AM-12:35 PM 7/1/2024 - 8/8/2024 BSSB 210 (LEC)	Mr. Jub U. Sankofa	45 / 45 / 0

During the Class

- Keep up with assignments, discussion, quizzes, etc. as outlined in Syllabus
- **Need to miss a class?** Make sure instructor knows
- **Need to Drop?**
 - **Students need to perform this action themselves in MyECC by drop deadline dates**
 - After *Last Day to Drop* with a “W” instructors must submit a grade for every student on roster

Drop a Class

- **Drop Classes**

- Same screen as Register for Classes
- Find a class section you wish to drop and click **Drop** button
- **This action cannot be undone in MyECC**
 - Students looking to be reinstated need to email their instructor
 - Only with instructor consent will Admissions & Records add student back to roster

A screenshot of a web application menu titled "REGISTER FOR CLASSES" with a lock icon. The menu contains several links, each with a small icon to its left. A red arrow points to the "Add/Drop a Class" link. The links are: "Search for Classes", "Register Here", "Add/Drop a Class", "Need Help to Add a Class", "Ed Plan (Click on menu & sel...", "Registration Appointment", "My Class Schedule", and "Prereq Clearance".

REGISTER FOR CLASSES

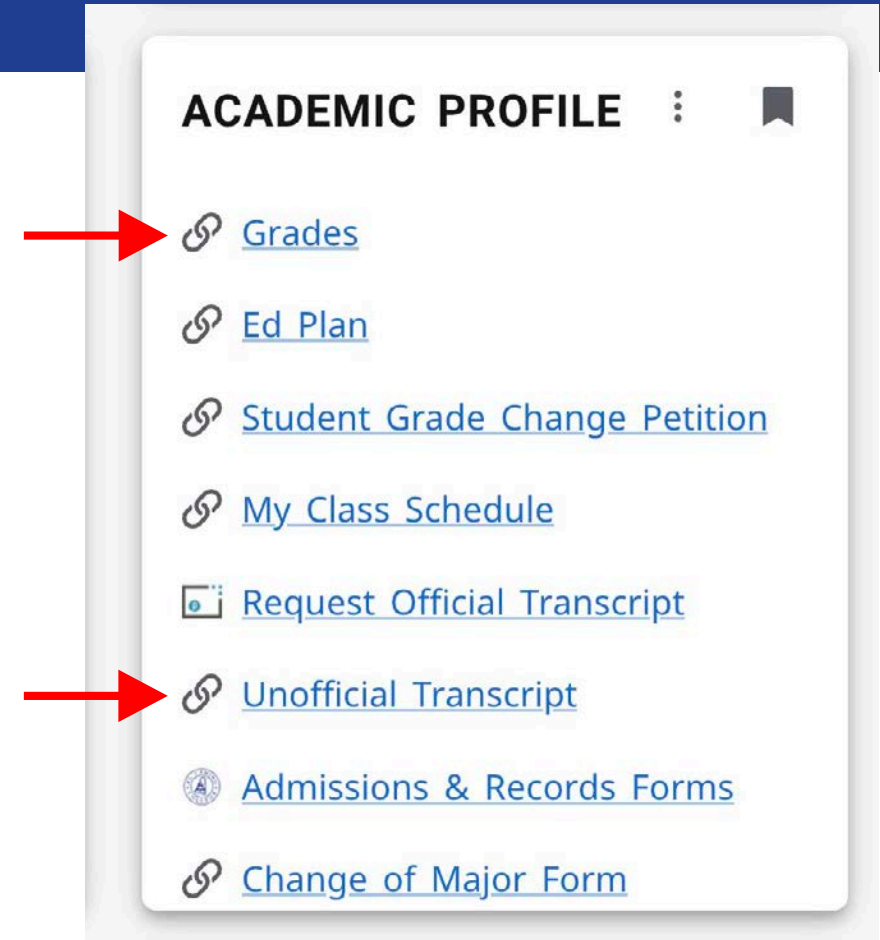
- [Search for Classes](#)
- [Register Here](#)
- [Add/Drop a Class](#)
- [Need Help to Add a Class](#)
- [Ed Plan \(Click on menu & sel...](#)
- [Registration Appointment](#)
- [My Class Schedule](#)
- [Prereq Clearance](#)

End of Class

- Final grades submitted by instructor within 7 days after last date of class
- Final grades visible in both MyECC and Canvas

End of Class

- Academic Profile card
 - **Grades**
 - **Unofficial Student Transcript**
 - Unofficial Transcript contents same as Official Transcript
 - Sometimes enough to show high school to receive any high school credit. **All high school credit given at determination of high school.**



End of Class

Need Official Transcripts?

- Order online at [Transcripts Webpage](#)
- Uses Parchment vendor to send secure transcripts directly to desired institution(s)
 - Can send to your high school or universities/colleges
 - If your high school requires Official Transcripts, please confirm with them electronic vs. hard copy and the email or physical address where transcripts need to be sent
 - First two transcript copies are free, \$6 per transcript after that

Future Terms

- **Winter 2025 Session** (Jan. 6-Feb. 6)
 - **5-weeks only!**
 - Dual Enrollment is limited to 1 course in the winter
 - Registration begins late November for K-12 students
- **Spring 2025 Semester** (Feb. 18-June 16)
 - 16-Weeks, some 8-Week classes
 - Registration begins early December for K-12 students
- Summer/Fall 2024 students start on **Step 2** to submit a new completed Dual Enrollment Form for **each term** they wish to register.

Dual Enrollment Website

- Steps for Dual Enrollment (and support with each step)
- Tips for Dual Enrollment
- Popular Classes for Dual Enrollment
- **Dual Enrollment Updates via text message**
- Frequently Asked Questions
- Help & Events
- And more!

www.elcamino.edu/dualenrollment

Dual Enrollment Updates

To subscribe to text updates, text **@dualecc3** to **81010**
OR
click the **Join class** button to sign up for Remind

Dual Enrollment Updates

Dual Enrollment is using Remind to post updates for K-12 students interested in taking El Camino College classes.

To subscribe to text updates, text **@dualecc3** to **81010** — or click the **Join class** button below to sign up for Remind.



Dual Enrollment 3

Join class

ECC Dual Enroll
May 1st, 2024

Summer Registration Appointments will be visible in MyECC by May 10. We estimate K-12 students can register May 16. <https://tinyurl.com/k12dates>

Dual Enrollment Team

Michelle Arthur, Coordinator
Brian Hayden, Student Services Specialist
Megan Fisher, Dual Enrollment Professional
Katlin Morales, Academic Counselor

dualenrollment@elcamino.edu

Dual Enrollment Zoom Help

Every Tuesday, Wednesday, and Thursday
from 4:00-5:00 p.m.

[Help & Events](#)