



El Camino College

Fall 2023 Information Session

Dual Enrollment

Michelle Arthur
Brian Hayden
Megan Fisher
Katlin Morales

Overview

- Why Dual Enrollment?
- Types of Dual Enrollment
- Fall 2023 Semester
- Class Schedule
- Application for Admission
- MyECC Portal
- Dual Enrollment Form
- Register for Classes
- Waitlist/Add Classes
- Canvas LMS
- First Day of Class
- During the Class
- End of Class
- Future Terms

Why Dual Enrollment?

- A. Get ahead** – Earn high school and college credit at the same time, one semester usually equals one year
- B. Save time** – Earn a college degree faster by starting early
- C. Save money** – Enrollment fees are waived!
- D. Build confidence** – Experience and succeed in college-level courses, become familiar with college admission and registration processes
- E. Stand out** on university/college applications
- F. Follow a passion** or interest
- G. Explore careers** and majors

Why Dual Enrollment?

H. All of the above!

Two Types of Dual Enrollment

- **Dual Enrollment in El Camino College Classes**
 - Traditional college classes (on-campus and online)
 - Open to public, students **register themselves** to save their seat
 - K-12 students complete all Steps for Dual Enrollment and purchase required textbooks/materials
- **Dual Enrollment in High School Partnership Classes**
 - A.k.a. *Dual Enrollment, Career Pathways, or Early College* classes
 - Not open to public, just for students at local high school/district
 - K-12 students complete Steps 1-2 only, are **manually registered** by ECC staff, high school provides textbooks/materials

Two Types of Dual Enrollment

- **For both types**
 - **Enrollment fees (and other misc. fees) are waived!**
 - Classes count for **college credit** (on college transcript) and **high school credit** (as determined by high school)
 - **Same steps** (but Steps 3-4 done for students in Partnership Classes)

Steps for Dual Enrollment

1. Apply for Admission	+
2. Submit Completed Dual Enrollment Application Form	+
3. Clear any Prerequisites	+
4. Register for Classes	+
After You Register	+
Additional Help	+

Two Types of Dual Enrollment

www.elcamino.edu/dualenrollment

Dual Enrollment in El Camino College Classes

Steps for K-12 students wanting to take classes found in the Class Schedule

High School Partnership Classes

We also offer classes at 20 local high school campuses

Fall 2023 Semester

- **16-Week Semester**

- Saturday, August 26, to Friday, December 15
- Weekday classes begin week of Monday, August 28
- Most in-person classes meet twice a week (Mon/Wed or Tues/Thur)

- **Some 8-Week Classes**

- First 8-Week Session – August 26 to October 20
- Second 8-Week Session (“Mid-Term Classes”) – starts October 21

Looking for Important Dates and Deadlines?

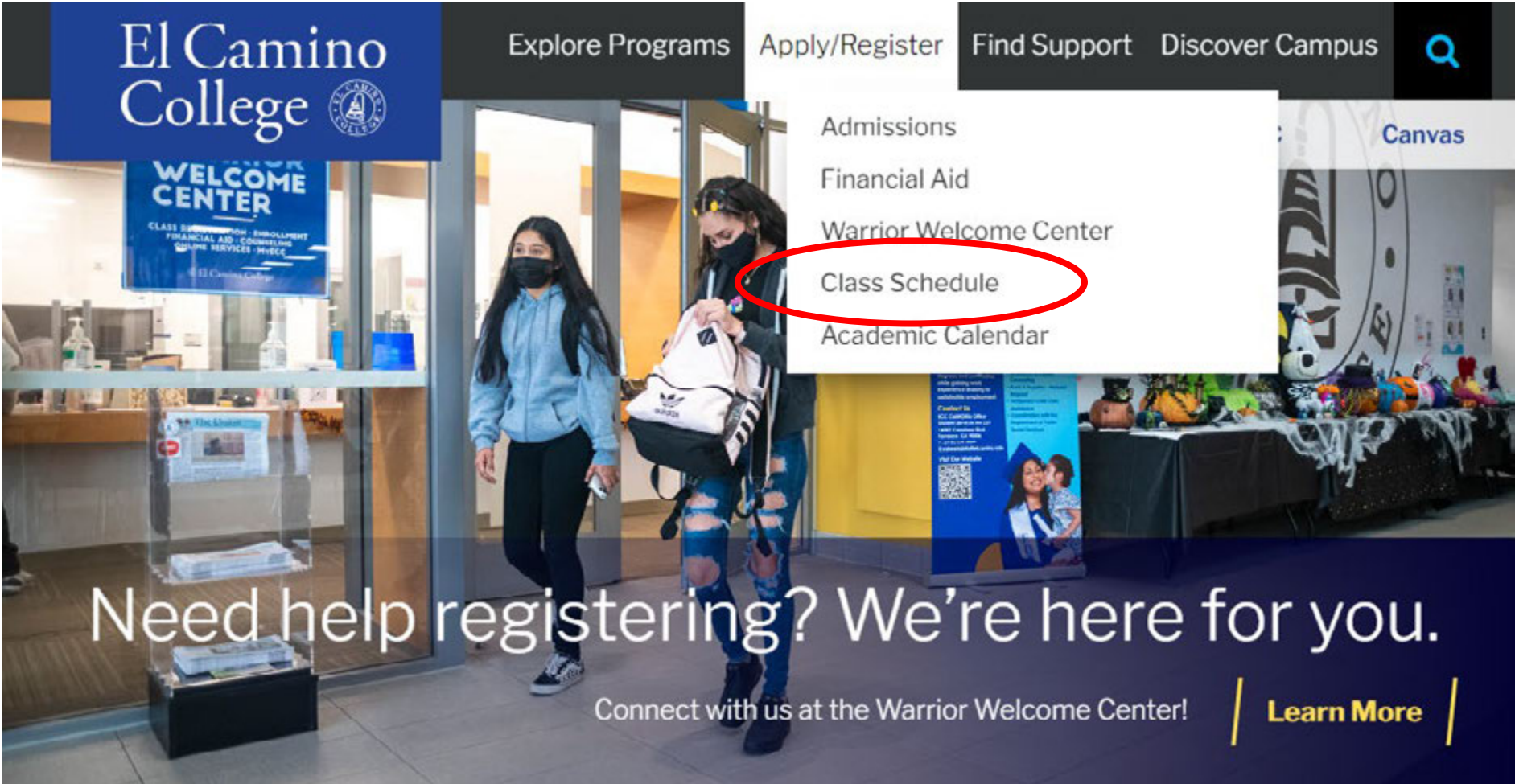
- [Academic Calendar](#)

El Camino College Website

www.elcamino.edu

The image shows a screenshot of the El Camino College website homepage. The top navigation bar includes the college logo and name on the left, and menu items: "Explore Programs", "Apply/Register", "Find Support", "Discover Campus", and a search icon. Below this is a secondary navigation bar with "Apply", "MyECC", and "Canvas". The main content area features a large background image of two students walking in a hallway. On the left, a blue sign reads "WELCOME CENTER" with a list of services: "CLASS REGISTRATION - ENROLLMENT", "FINANCIAL AID - COUNSELING", and "ONLINE SERVICES - MYECC". In the center, a yellow vertical banner says "ASSESSMENT AND TESTING". To the right, a blue banner for "CalWorks" is visible. At the bottom, a dark blue banner contains the text "Need help registering? We're here for you."

Class Schedule



The image shows a screenshot of the El Camino College website. At the top left is the El Camino College logo. To its right are navigation links: "Explore Programs", "Apply/Register", "Find Support", and "Discover Campus". A search icon is on the far right. Below these links is a dropdown menu with the following items: "Admissions", "Financial Aid", "Warrior Welcome Center", "Class Schedule" (circled in red), and "Academic Calendar". The background of the website features a photograph of two students walking through a glass entrance. A sign above the entrance reads "WELCOME CENTER" and lists services: "CLASS REGISTRATION - ENROLLMENT", "FINANCIAL AID - COUNSELING", and "SUPPORT SERVICES - MYECC". At the bottom of the page, there is a dark blue banner with the text "Need help registering? We're here for you." and "Connect with us at the Warrior Welcome Center!". To the right of this banner is a yellow "Learn More" button.

Class Schedule

- A list of classes offered by El Camino College during Fall 2023 Semester
- Each class section shows Start and End Dates
- Each class section shows a Class Type
 - **On Campus at El Camino College**
 - **Online** (no required meeting days/times, asynchronous learning but not self-paced)
 - **Hybrid** (online and on-campus requirements)
 - **Live Online** (with online meeting days/times as shown, not many offered)
- **PDF or Online Searchable Schedule**

Class Schedule

Search Classes Online

- Select a **Term**
- Select a **Subject**
- Optional:
 - **Course Number**
 - Days of Week
 - Class Type
 - Time of Day
 - Zero/Low Textbook Cost

Search for Courses and Course Sections

Subject Search **Advanced Search**

Catalog Advanced Search

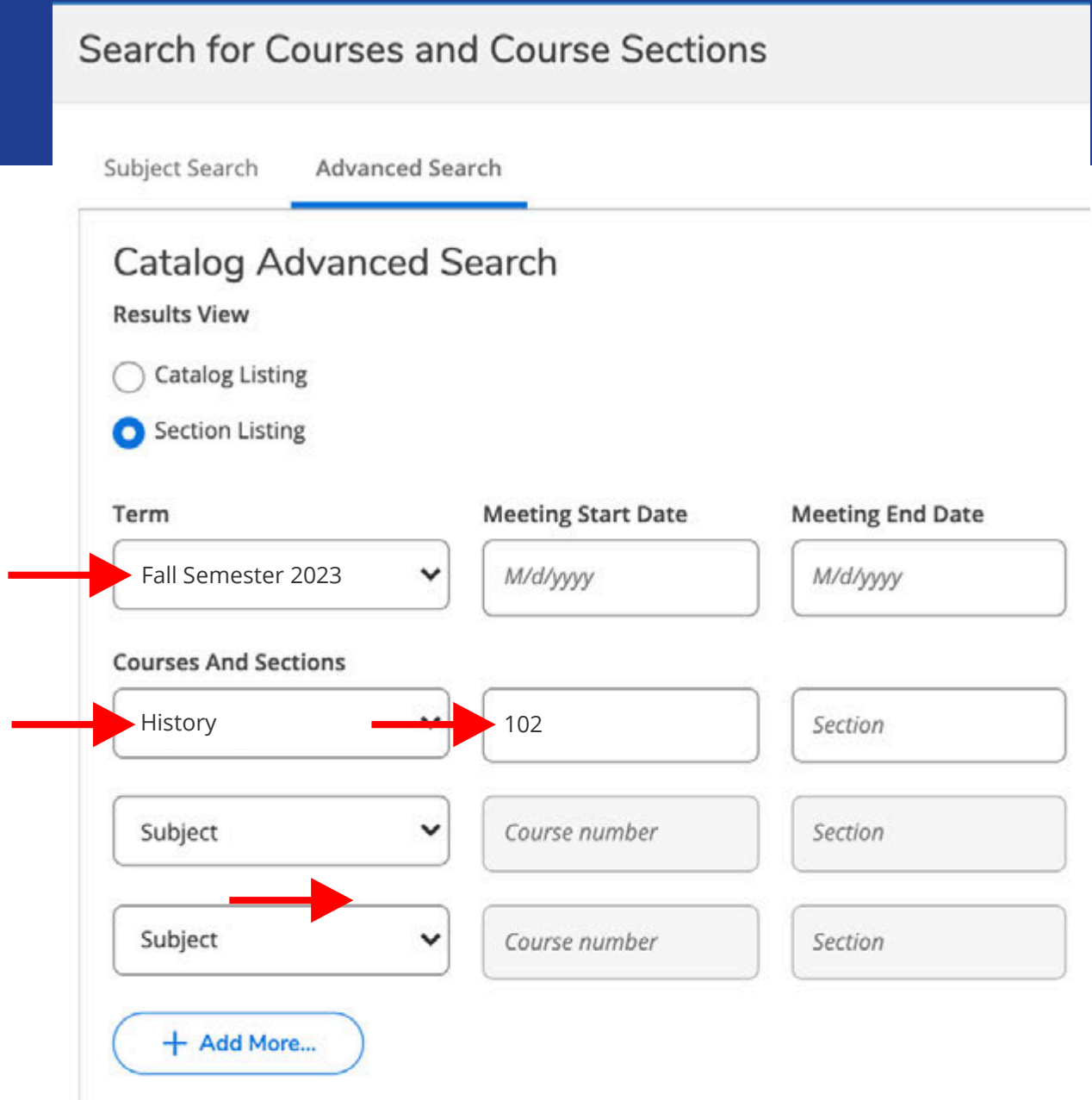
Results View

Catalog Listing

Section Listing

Term	Meeting Start Date	Meeting End Date
Fall Semester 2023	M/d/yyyy	M/d/yyyy
History	102	Section
Subject	Course number	Section
Subject	Course number	Section

+ Add More...

The image shows a screenshot of a web application's search interface. At the top, there's a header 'Search for Courses and Course Sections' with two tabs: 'Subject Search' and 'Advanced Search'. The 'Advanced Search' tab is active. Below the tabs is a section titled 'Catalog Advanced Search'. Underneath, there are radio buttons for 'Results View', with 'Section Listing' selected. The main search area is a grid of input fields. The first row has three columns: 'Term' (a dropdown menu showing 'Fall Semester 2023'), 'Meeting Start Date' (a text box with a date format 'M/d/yyyy'), and 'Meeting End Date' (a text box with a date format 'M/d/yyyy'). The second row is titled 'Courses And Sections' and has three columns: 'Subject' (a dropdown menu showing 'History'), 'Course number' (a text box showing '102'), and 'Section' (a text box showing 'Section'). The third and fourth rows are identical to the second row but with 'Subject' as a placeholder for the dropdown and 'Course number' as a placeholder for the text box. Red arrows point to the 'Term' dropdown, the 'Subject' dropdown, and the 'Course number' text box. At the bottom of the form is a blue button with a plus sign and the text '+ Add More...'.

Term	Meeting Start Date	Meeting End Date
Fall Semester 2023	M/d/yyyy	M/d/yyyy
History	102	Section
Subject	Course number	Section
Subject	Course number	Section

+ Add More...

Class Schedule

Open, Waitlisted, or Closed

Advanced Search Selection: HIST-102

Filters Applied: Fall Semester 2023

Click link to view Section Details

Seats Available / Capacity / Number Waitlisted

Term	Status	Section Name	Title	Dates	Location	Instructional Methods	Meeting Information	Faculty	Availability
Fall Semester 2023	Open	HIST-102-2443	U.S. History - 1877-PRESENT	10/21/2023-12/15/2023	Online	Online Lecture	10/21/2023 - 12/15/2023 ONLI ONLI (ONLEC)	Swendson, P	18 / 45 / 0
Fall Semester 2023	Waitlisted	HIST-102-2431	U.S. History - 1877-Present	8/26/2023-12/15/2023	Online	Online Lecture	8/26/2023 - 12/15/2023 ONLI ONLI (ONLEC)	Baranski, J	0 / 45 / 0
Fall Semester 2023	Waitlisted	HIST-102-2433	U.S. History - 1877-Present	8/26/2023-12/15/2023	Online	Online Lecture	8/26/2023 - 12/15/2023 ONLI ONLI (ONLEC)	Baranski, J	0 / 45 / 0
Fall Semester 2023	Open	HIST-102-2435	U.S. History - 1877-PRESENT	8/26/2023-12/15/2023	Online	Online Lecture	8/26/2023 - 12/15/2023 ONLI ONLI (ONLEC)	Baranski, J	18 / 45 / 0
Fall Semester 2023	Open	HIST-102-2437	U.S. History - 1877-Present	8/26/2023-12/15/2023	Hybrid	Online Lecture Lecture	8/26/2023 - 12/15/2023 ONLI ONLI (ONLEC) T 11:30 AM-12:55 PM 8/26/2023 - 12/15/2023 SOCS 117 (LEC)	Staff_BSSC	34 / 45 / 0
Fall Semester 2023	Open	HIST-102-2439	U.S. History - 1877-Present	8/26/2023-12/15/2023	Hybrid	Online Lecture Lecture	8/26/2023 - 12/15/2023 ONLI ONLI (ONLEC) M 3:00-4:25 PM 8/26/2023 - 12/15/2023 SOCS 117 (LEC)	Teal, O	23 / 45 / 0

Catalog

Want to learn more about El Camino College courses?

- View [Course Descriptions](#) in Catalog
 - Short description
 - Number of units
 - Lecture/Lab
 - Transfers to CSU, UC
 - Prerequisite or Recommended Preparation (if any)

Course Descriptions

Course Filter

Filter this list of courses using course prefix, course code, keywords or any combination.

Prefix: Code or Number: Type: Keyword or Phrase:

Find whole word or phrase only.

History

- HIST 101 - United States History to 1877
- HIST 101H - Honors United States History to 1877
- HIST 102 - United States History from 1877 to the Present**

HIST 102 - United States History from 1877 to the Present

3 units
3 hours lecture
Recommended Preparation: eligibility for ENGL 1A
Credit, degree applicable
Transfer CSU, UC*

This course is a chronological survey of American history from 1877 to the present, focusing on American social, intellectual, political, economic, and diplomatic institutions. Major topics include culture, ethnic and racial diversity and the role of the United States within the context of world history.

Note: The maximum UC credit allowed for students completing HIST 101 and 102 and HIST 110 and HIST 111 and/or HIST 105 and HIST 106 is one series. Students may take History 102 or HIST 102H. Duplicate credit will not be awarded.

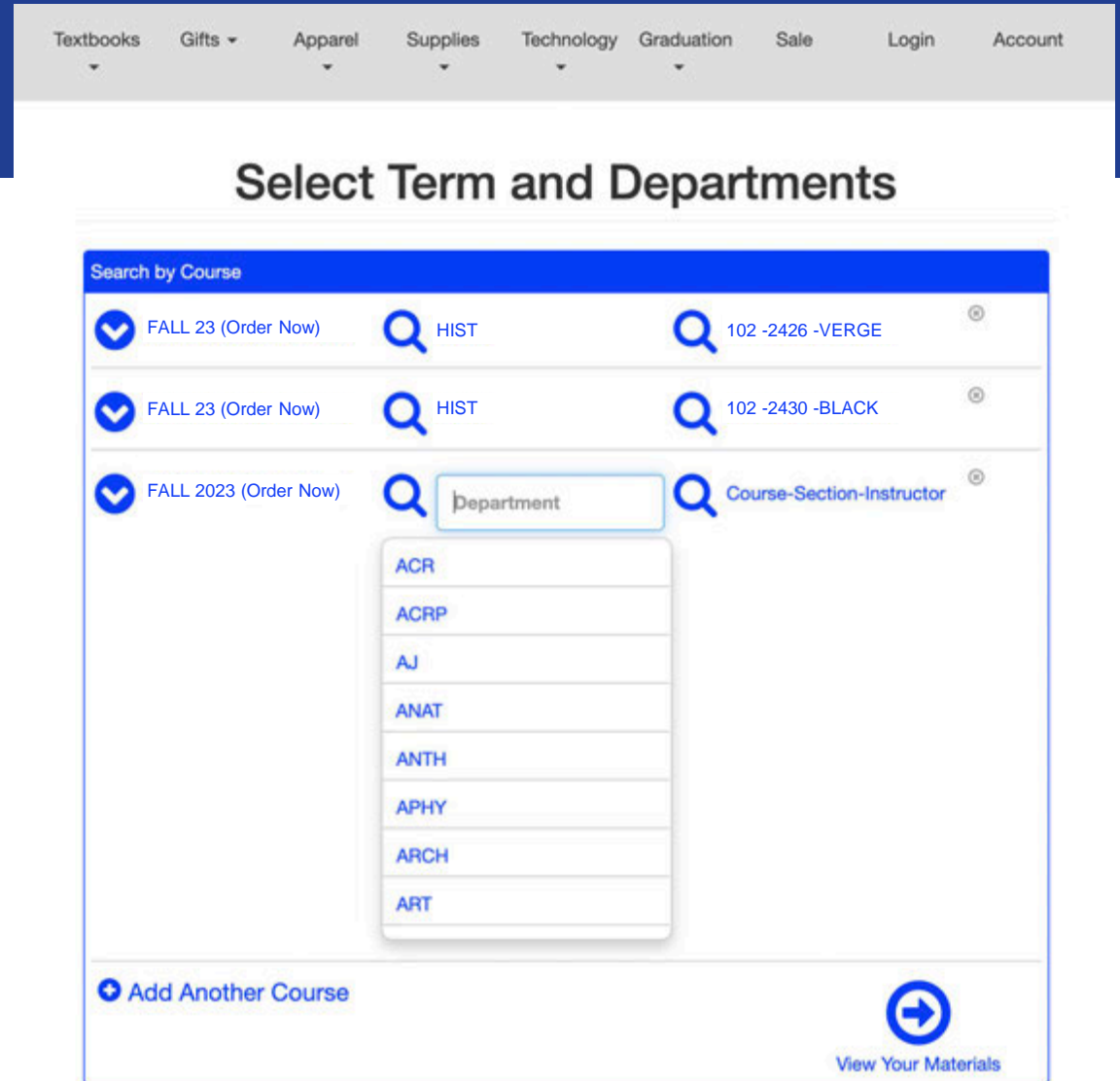
- HIST 102H - Honors United States History from 1877 to the Present
- HIST 105 - Women and American History from the Colonial Era to 1877
- HIST 106 - Women and American History from 1877 to the Present

Bookstore


Use the [Online Bookstore](#) to look up required textbooks/instructional materials for any section.

Purchase through the El Camino College Bookstore or a third-party vendor.

- New or Used
- Print or Digital
- Rentals (return by end of term)
- Shipping or pick-up in store



Apply for Admission



The screenshot displays the El Camino College website's navigation bar. On the left, the college's logo and name are visible. The main navigation menu includes links for 'Explore Programs', 'Apply/Register', 'Find Support', and 'Discover Campus'. A search icon is located on the far right. Below the main navigation, a secondary menu features 'Apply', 'MyECC', and 'Canvas'. The 'Apply' link is highlighted with a red circle. Below the navigation bar is a large banner image of a college building with the text 'Apply to El Camino College' overlaid. At the bottom left, there is a 'Section Menu' button with a hamburger icon, and a breadcrumb trail showing 'Home / Apply'.

El Camino College

Explore Programs Apply/Register Find Support Discover Campus

Apply MyECC Canvas

Apply to El Camino College

Section Menu Home / Apply

Apply for Admission



California
Community
Colleges

CCCApply

[Cambiar a Español](#)



EL CAMINO COLLEGE



Application for Admission to College

Before applying to college you must first have an OpenCCC account.

The OpenCCC single sign-in account allows you to access the online services of the California Community Colleges.

OpenCCC is a service of the California Community Colleges Chancellor's Office. The information in your account is kept private and secure.

First time only

[Create an Account](#) or

[Sign In](#)

Apply to El Camino again,
or to other California
Community Colleges

Apply for Admission

1. Create your **CCC Account**

- Provide accurate personal identifying information
- **Legal Name**
- **Personal Email Address** (school email address not recommended)
- **Social Security Number** (recommended if you have one)
- Create a **Password** for CCCApply (not MyECC)

2. **Start a New Application**

- Select the earliest term taking classes (e.g. Fall Semester 2023)
- Select your Educational Goal and Intended Major
- Answer all questions as best as you can at this time

Apply for Admission


Important for K-12 Students!

Education

Your responses will be kept private and secure and will not be used for discriminatory purposes.

College Enrollment Status

As of August 26, 2023, I will have the following college enrollment status: 

Enrolling in high school (or lower grade) and college at the same time 

Apply for Admission

Right after you submit your application for admission...

- Email with your **CCCID** (for CCCApply)
- Email with your **Confirmation Number** – *indicates you successfully applied!*
- Email with information specific to K-12 student admits

After 1-3 Business Days...

- Application processed, El Camino Student Account is created
- Welcome Email with **El Camino College Student ID Number**, @elcamino.edu email address, and MyECC default password information

Apply for Admission

- Welcome Email sample

Dear Firstname,

Congratulations and welcome to El Camino College!

Please see the important information listed below that will assist you with registration and accessing other ECC resources.

START TERM:	2023/FA
Student ID:	264####
MyECC Username/Email:	firstname_lastname@elcamino.edu
Initial Password:	Last 4 digits of your SSN/TIN. If you applied without an SSN/TIN, please use this link https://bit.ly/nossn to update your information.
Residency:	California - CA If blank, please use this link https://bit.ly/elcores to update your residency information.

MyECC is your student portal with access to registration and resources. To log in go to: <https://www.elcamino.edu/myecc>

For more information on your next steps, or if you have further questions, visit our [Warrior Welcome Center](#) site.

Apply for Admission

Did not receive your Welcome Email? Can't sign into MyECC?

- Check spam/junk folder
- Email dualenrollment@elcamino.edu
- **New!** [Virtual Admissions & Records Help Desk](#) on Zoom

Apply for Admission

Do I need to apply again?

- Students need to submit a new application for admission if they do not register **for consecutive fall and spring terms**
 - Use previously-created CCC Account
 - Updates existing El Camino student account
- Graduating seniors also apply again to attend El Camino as a **First-Time College Student** after high school
 - Use previously-created CCC Account
 - Updates existing El Camino student account

Your Student Account

Account created using the information you provide the **first time** you apply for admission.

Need to change information on your student account?

- Complete an [Admissions Form](#)
 - Change of Address/Phone Number Request (also to change **Personal Email Address**)
 - Name/Gender/Pronoun/Date of Birth Change or Correction
 - Residency Reclassification Questionnaire
 - Social Security Number Correction
 - Please provide verification documents for requested changes

MyECC

El Camino College's Online Student Portal

- Register for Classes
- Add or Drop Classes
- Pay fees ([waived for K-12 students who complete Steps for Dual Enrollment!](#))
- View Registered and Waitlisted Classes
- View Grades and Unofficial Transcripts

MyECC

El Camino
College 

[Explore Programs](#) [Apply/Register](#) [Find Support](#) [Discover Campus](#)



[Apply](#)

[MyECC](#)

[Canvas](#)

MyECC

Section Menu



Home / [MyECC - El Camino College Portal](#)

MyECC



EL CAMINO COLLEGE

First time signing in?


- Enter your Username (**@elcamino.edu email address**)
 - firstname_lastname@elcamino.edu
 - firstname_lastname####@elcamino.edu
- Enter your **Default Password**
 - Last 4 digits of social security number *if provided*
- You may be prompted to create a new secure password

Forgot password?

- Use **Forgot My Password** tool to reset to Default Password

Sign in with your ECC email account

Sign in

- [Forgot My Password](#) 
- [Change My Password](#)
- [What's My Username?](#)
- [Troubleshooting MyECC](#)
- [Login and password help](#)
- [Chat with us Live](#)

Email and Office 365

- El Camino students (including K-12 students) have access to Microsoft 365 apps!
 - Including **Word, Excel, PowerPoint, Outlook, OneDrive**, and more
- Go directly to:
 - outlook.com/elcamino.edu – access @elcamino.edu email address using Outlook in your web browser
 - microsoft365.com – sign in using your @elcamino.edu email address to access Microsoft 365
 - Use apps in web browser or select “**Install Office**” to download apps
- **Add your El Camino email address to your smart phone or mobile device** (Exchange or Office 365 account type)

Dual Enrollment Form

- PDF available on Dual Enrollment webpage under **Step 2**
- Submit new completed form for **each term** (Fall 2023, Spring 2024, etc.)
- Form must include:
 - **Term and Year** (e.g. Fall 2023)
 - **Drawn Student Signature**
 - **Drawn Parent Signature**
 - **Drawn Authorized Signature** from principal or counselor
 - Your **Grade Level** and **High School Graduation** year
 - **Additional required signature(s) for students in Grades K-10**

Dual Enrollment Form

- Also **Course #1** and **Course #2** you would like to register for
 - e.g. History 102 and Mathematics 150
 - Grants course permission to be eligible to register for any class section of History 102, Mathematics 150
- **New starting Fall 2023!** K-12 students can be approved for more than 2 courses up to 11 units on their Dual Enrollment Application form (for fall and spring semesters only).
 - Refer to [Catalog](#) or [Class Schedule](#) to determine unit count for each course listed on your Dual Enrollment Form

Dual Enrollment Form



El Camino College

Dual Enrollment Application

El Camino College
16007 Crenshaw Blvd.,
Torrance, CA 90506-0001
Admissions Office 310-660-3414

The El Camino Community College District is committed to providing equal employment and educational opportunities for all individuals, regardless of race, color, ancestry, religion, gender, national origin, marital status, sexual orientation, handicap, age, and Vietnam-era status.

PLEASE PRINT ALL INFORMATION CLEARLY

Section I: Student Information **Semester:** Summer ___ Fall ___ Winter ___ Spring ___ **Year** _____

El Camino College ID #

Name _____ Birth Date ____/____/____ Age ____
Last First MI

Address: _____ Email: _____

City: _____ State: _____ Zip: _____ Phone # _____

I have read and understand the expectations and responsibilities section on page the back of this application.

Student Signature _____ **Date** _____

(Students enrolled in a **Home Study Program** must provide proof that the **Home Study Program** is registered with the State of California).

High School: _____

At the time of ECC enrollment, I will be in **grade 9th/10th/11th / 12th** (circle one) and in the **HS Graduating Class of 20** _____

Section II: Parent Consent

Dual Enrollment Form

- **Submitting your completed form(s)?**
 - Email to dualenrollment@elcamino.edu
OR
 - Bring in-person to Admissions & Records Office during open hours
- Usually takes 1-3 business days to process
- Once processed, you receive permission to register for **any class section** of your approved courses
 - **Only register for courses listed on your form**
 - Want to change course permissions? Email us to change course number or submit new form to change course subject.

Dual Enrollment Form

- **Submitting form for High School Partnership Classes?**
 - Submit to your high school contact
 - Students will be **manually registered** by El Camino College into these classes (only)

Register for Classes

- **Search for Classes** and **Register for Classes** using MyECC
- Register anytime on or after your **Registration Appointment** (earliest date/time you can register)
- Students need to [Clear any Prerequisites](#) (**Step 3**) before they can register themselves for a course with a Prerequisite
 - All Mathematics courses
 - Computer Science courses
 - Most English courses
 - Sociology 101
 - Chemistry & Physics courses
 - Language courses higher than 1

Register for Classes

The screenshot shows the MyECC website interface. At the top left is the MyECC logo. To the right are links for Newsfeed, OneDrive, and Sites. Below these are navigation options: a menu icon, a 'Student Home' link, and a 'Home' link. On the far right, there are 'FOLLOW' and 'Notifications' buttons. A search bar is located below the navigation. The main content area is divided into three columns. The left column has an 'Email' section with a link to 'ECC Email' and a 'Self-Service Menu' with several options; 'REGISTRATION' is circled in red. The middle column has a 'Please read' section with a 'Scholarship Application' link and a PDF link for 'How to add a class'. The right column has tabs for 'Academic P...', 'Employment', and 'ECC Email', with content for 'ECC Connect - Degree Planner' and 'Having trouble with prerequisites?'. At the bottom right, there are sections for 'Title IX - Sexual or Gender based misconduct' and 'ECC Links'.

MyECC Newsfeed | OneDrive | Sites

Menu

Student Home

Home

Search this site

0 Notifications

Email

[ECC Email - https://outlook.com/elcamino.edu](https://outlook.com/elcamino.edu)

Self-Service Menu

- > USER ACCOUNT
- > FINANCIAL INFORMATION
- > FINANCIAL AID
- > COMMUNICATION
- > **REGISTRATION**
- > ACADEMIC PLANNING
- > ACADEMIC PROFILE

Please read

Scholarship Application

Please use the link below to reach Scholarship Application site. [Scholarship Application](#)

**** How to add a class ****

Please use the PDF link below to view the steps to add a class. The last day to add a full term (16 week) class is September 11.

<https://www.elcamino.edu/academics/docs/ECC-HowToAddAClass.pdf>

Admissions Forms

Need help adding a class before the deadline, changing your major, or something else? Go to: <https://www.elcamino.edu/admissions/forms.aspx>

ECC Major - Is yours correct?

Academic P... Employment ECC Email

ECC Connect - Degree Planner

ECC-Connect is your hub to connect to the people, services and resources to support your success. Check out the degree planner feature to create an educational plan to help you finish what you've started. [ECC Connect](#)

Having trouble with prerequisites?

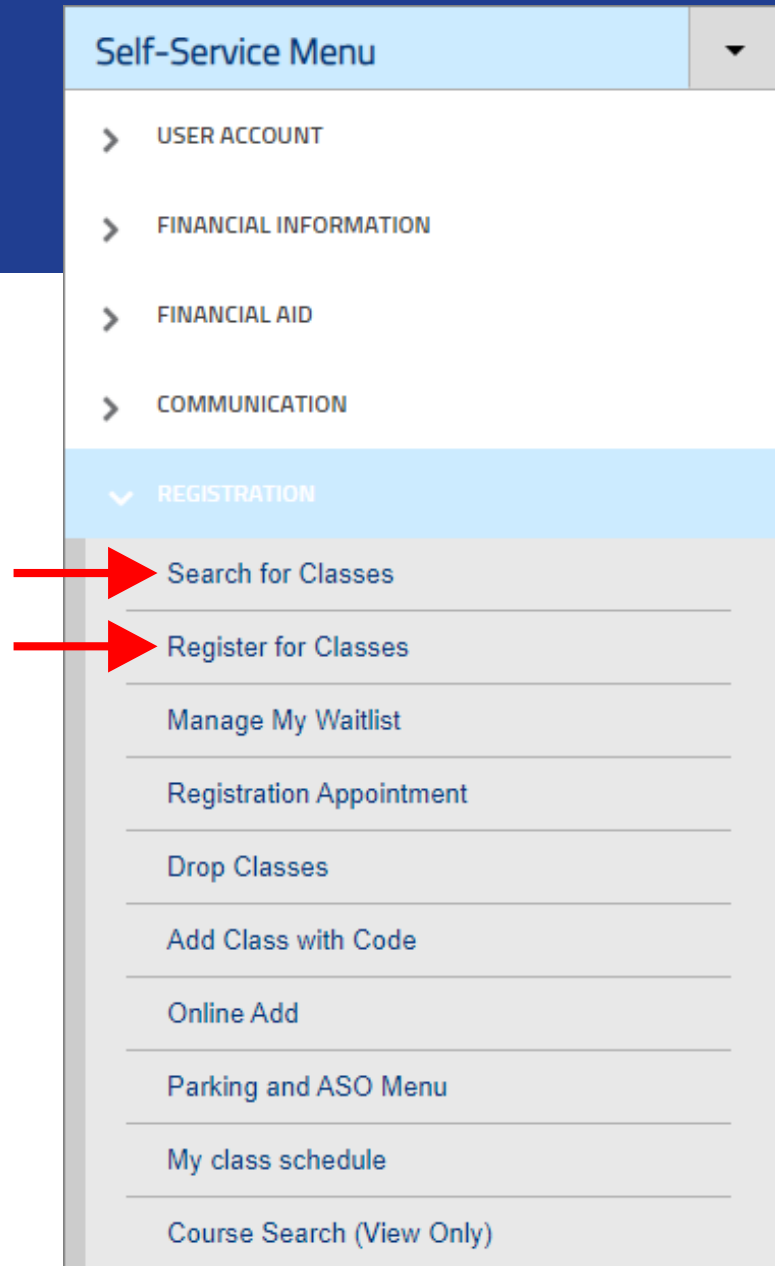
We are here to help. Call our helpline at 310-660-6034 during our office hours, Monday-Thursday 9-5. After hours you can request a prerequisite clearance at prereq@elcamino.edu.

Title IX - Sexual or Gender based misconduct

Student Support And Reporting Options

ECC Links

Register for Classes



- **Search for Classes**

- Same as Online Searchable Schedule
- Use to add sections to your “Schedule” **(not yet registered!)**
- Can add multiple sections to visualize meeting days/times

- **Register for Classes**

- Use buttons to **Register** or **Waitlist** the sections you’ve added to your Schedule

Waitlist Classes

- After a class section reaches capacity...
 - Can no longer register
 - Instead join waitlist (usually 10 students)
- If seats become available **before Start Date**, then waitlisted students are moved to roster automatically (in waitlist order)
- **On/After Start Date**, only way to register is with [Authorization to Add provided by the instructor](#)
- K-12 students must have a Dual Enrollment Form on file for the term and have cleared any prerequisites

Add Classes

- **On-Campus at El Camino College?** Show up to first class meeting and speak with instructor about adding
- **Online or Hybrid?** Email instructor to ask for Authorization to Add
 - Find email addresses by searching www.elcamino.edu or view Section Details using **Search for Classes** tool in MyECC
 - **Make sure to include the Section Numbers** of the classes you are wanting to add
- **Identify if you are on the waitlist (priority for adds)**
- Authorization to Add provided at instructor's discretion
- Students authorized to add must use MyECC to register before the **Last Day to Add** for the class. K-12 students must have a Dual Enrollment Form on file and have cleared any Prerequisites.

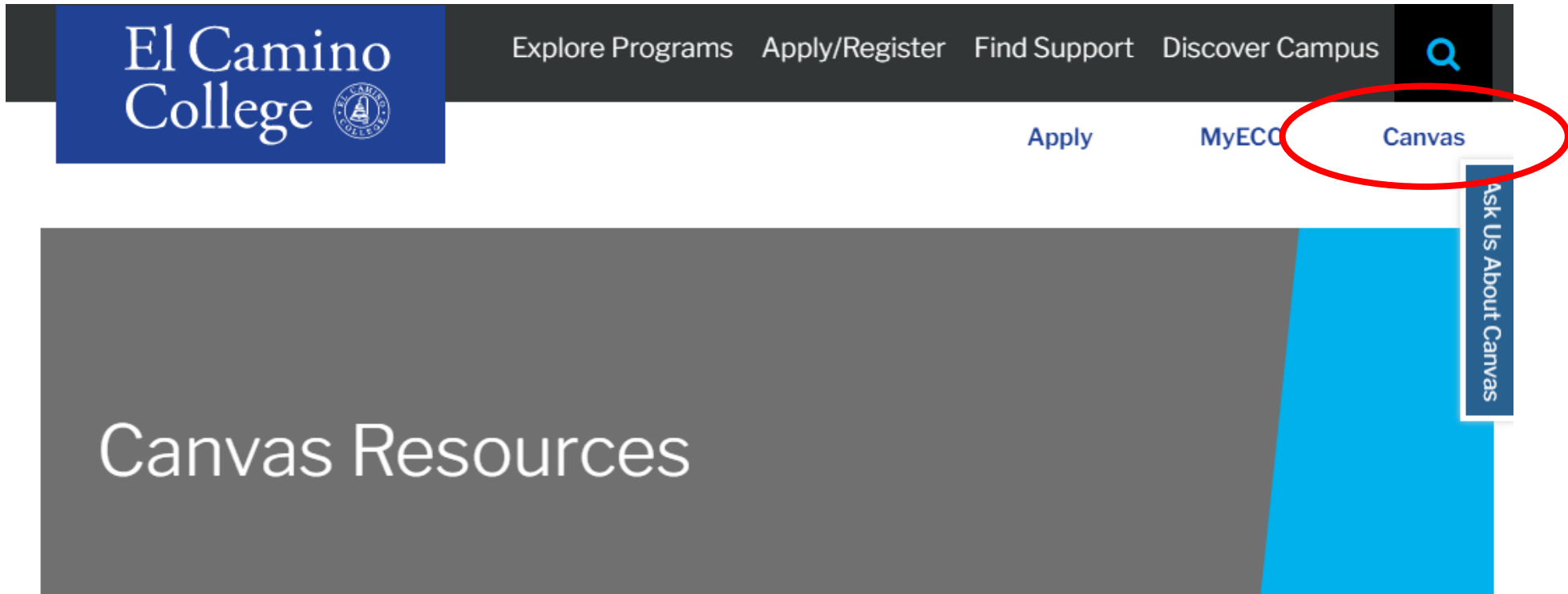
Fall Deadlines

- Depends on class length and start date:

Last Day to...	16-Week	First 8-Week	Second 8-Week
Register	Friday, Aug. 25	Friday, Aug. 25	Friday, Oct. 20
Add	Sunday, Sep. 10	Friday, Sep. 1	Friday, Oct. 27
Drop without Notation on Permanent Record	Sunday, Sep. 10	Friday, Sep. 1	Friday, Oct. 27
Drop with a “W”	Friday, Nov. 17	See Syllabus	See Syllabus

Canvas

- El Camino's Learning Management System (LMS) for **Online/Hybrid** teaching and learning



The image shows a screenshot of the El Camino College website's navigation bar. The top left features the El Camino College logo. The navigation bar includes links for "Explore Programs", "Apply/Register", "Find Support", and "Discover Campus". A search icon is located on the right. Below the navigation bar, the word "Canvas" is highlighted with a red circle. Other visible text includes "Apply", "MyECC", and a vertical button labeled "Ask Us About Canvas". The main content area below the navigation bar is titled "Canvas Resources".

Canvas

- Canvas account created **only after** registered for first online class
 - Usually created within 24 hours (overnight)
- Sign in using El Camino's **Canvas Login Page** link only
 - Some high schools also use Canvas, but El Camino classes will only appear if you sign in using link on El Camino webpage
- Canvas Login Page will direct you to sign in using same **MyECC Username and Password**
- Make sure you can sign into Canvas prior to start of class

Canvas

- Signing in takes you to **Dashboard**
 - **Important and recent announcements** will appear at top

The screenshot displays the Canvas Dashboard interface. On the left is a vertical navigation menu with icons for Home, Profile, Dashboard, Calendar, Recent Activity, and Help. The main content area features a blue notification banner at the top with an information icon and a 'View' button. Below the banner, the word 'Dashboard' is centered. The dashboard contains two course cards: one for '2021/FA MUSI-113-5423' with a red background and a photo of students, and another for 'Clery Act Training - Classified Staff' with a brown background. On the right side, there are sections for 'To Do' and 'Recent Feedback', both showing 'Nothing for now', and a 'View Grades' button.

Notification: You can view dismissed announcements by going to Account and selecting Global Announcements from the menu. [View](#)

Navigation Menu: Home, Profile, Dashboard, Calendar, Recent Activity, Help

Dashboard: Dashboard

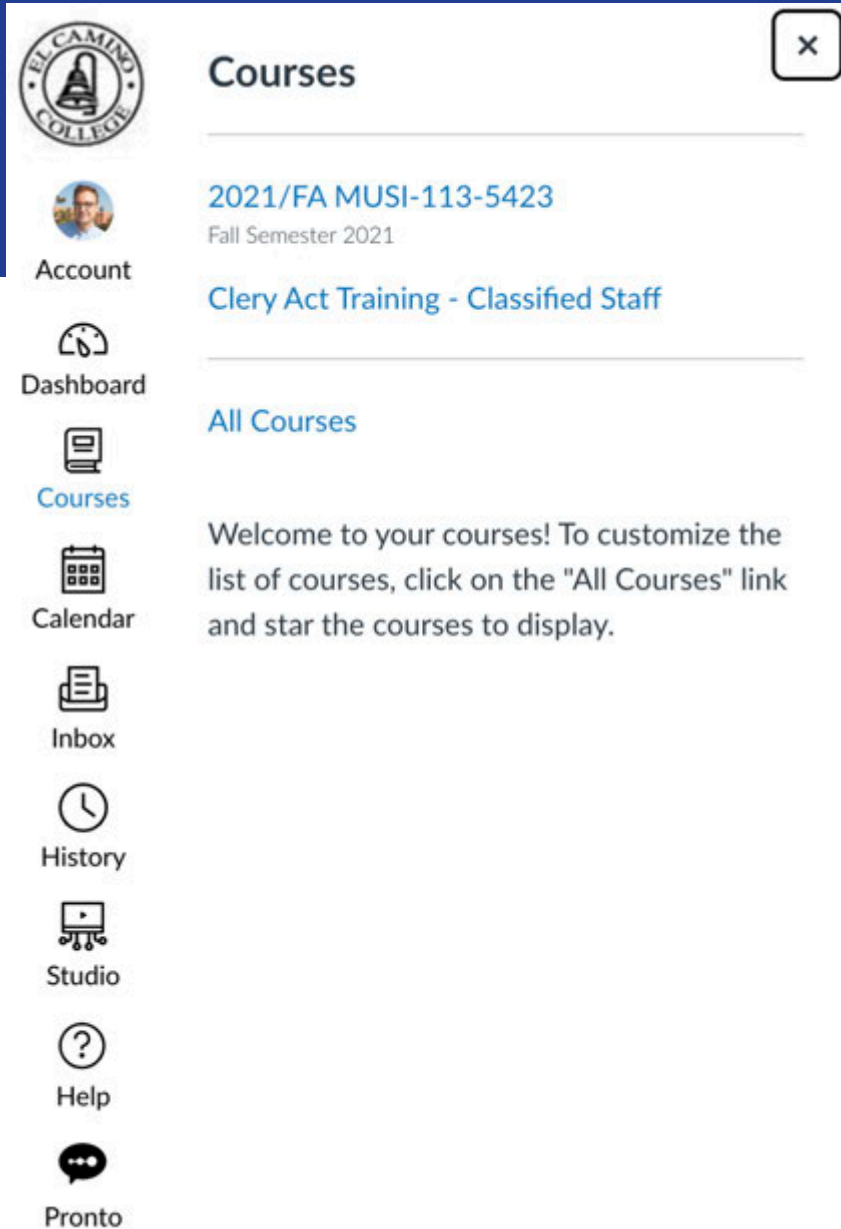
Course Cards:

- 2021/FA MUSI-113-5423
- Clery Act Training - Classified Staff

Right Sidebar:

- To Do:** Nothing for now
- Recent Feedback:** Nothing for now
- [View Grades](#)

Canvas



The screenshot shows the Canvas LMS interface. At the top left is the El Camino College logo. Below it is a user profile picture and the text 'Account'. A navigation sidebar on the left contains icons for Dashboard, Courses (highlighted), Calendar, Inbox, History, Studio, Help, and Pronto. The main content area is titled 'Courses' and shows a course ID '2021/FA MUSI-113-5423' for 'Fall Semester 2021'. Below this is a link for 'Clery Act Training - Classified Staff'. A section titled 'All Courses' contains a welcome message: 'Welcome to your courses! To customize the list of courses, click on the "All Courses" link and star the courses to display.'

- Registered classes will appear under **Courses on or near the start of the class**
 - Classes appear in Canvas only after the instructor has published the class
 - Some instructors may do this up to a week before the class begins
 - Others publish on first date of the class

Canvas



2021/FA MUSI-113-5423

Immersive Reader



Account



Dashboard



Courses



Calendar



Inbox



History



Studio



Wellness Central


Wellness Central



Tutoring Hub



Student Success Hub



Fall Semester 2021

Home

Modules

Syllabus

Assignments

Quizzes

Discussions

TechConnect Zoom

Announcements

Grades

Library Resources

Panopto Video

BigBlueButton

Recent Announcements



Window for Late Assignments Closes @ 11:59pm Tonight

Hi everyone, The window to turn in late assign...

Posted on:

Dec 16, 2021 at 12:13pm



Quiz #4 Open Until 11:59pm

Quiz #4 is open and will close at 11:59pm. Th...

Posted on:

Dec 15, 2021 at 9:48am

2021/FA MUSI-113-5423

Welcome to MUSIC 113 SURVEY OF JAZZ!



Canvas



2021/FA MUSI-113-5423 > Modules



Account



Dashboard



Courses



Calendar



Inbox



History




Studio



Wellness Central

Wellness Central



Tutoring Hub



Student Success Hub

Fall Semester 2021

Collapse All

Home

Modules

Syllabus

Assignments

Quizzes

Discussions

TechConnect Zoom

Announcements

Grades

Library Resources

Panopto Video

BigBlueButton

▼ Syllabus
📄 Music 113 Survey of Jazz Syllabus-Contact Info & Course Description
📄 Materials
📄 Assignments & Quizzes
📄 Course Calendar
📄 Class Policies
📄 Communication & Student Resources

▼ Unit 1 Early Jazz: Elements of Music, The Roots Of Jazz, & New Orleans
📄 Welcome to Module 1: Elements of Music & Early Jazz
📄 Course Intro & Elements Of Music Videos
📄 Early Jazz Lecture Videos

First Day of Class

- **Online/Hybrid Classes**

- Class available in Canvas
- Explore **Syllabus** and learn class expectations, calendar, deadlines, etc.
- Recommended to access class in Canvas on first day of class, students can be dropped by instructor for non-participation

- **On-Campus Classes**






- Attend **first class meeting** or may be dropped by instructor for non-participation
- Explore **Syllabus** and learn class expectations, calendar, deadlines, etc.
- **Class Meeting Days, Times, and Room Numbers** available in Class Schedule and MyECC

First Day of Class

- [Campus Map](#)

Advanced Search Selection: HIST-102

Filters Applied: Fall Semester 2023 ×

Term	Status	Section Name	Title	Dates	Location	Instructional Methods	Meeting Information	Faculty	Availability
Fall Semester 2023	Open	HIST-102-2443 	U.S. History - 1877-PRESENT	10/21/2023-12/15/2023	Online	Online Lecture	10/21/2023 - 12/15/2023 ONLI ONLI (ONLEC)	Swendson, P	18 / 45 / 0
Fall Semester 2023	Waitlisted	HIST-102-2431 	U.S. History - 1877-Present	8/26/2023-12/15/2023	Online	Online Lecture	8/26/2023 - 12/15/2023 ONLI ONLI (ONLEC)	Baranski, J	0 / 45 / 0
Fall Semester 2023	Waitlisted	HIST-102-2433 	U.S. History - 1877-Present	8/26/2023-12/15/2023	Online	Online Lecture	8/26/2023 - 12/15/2023 ONLI ONLI (ONLEC)	Baranski, J	0 / 45 / 0
Fall Semester 2023	Open	HIST-102-2435 	U.S. History - 1877-PRESENT	8/26/2023-12/15/2023	Online	Online Lecture	8/26/2023 - 12/15/2023 ONLI ONLI (ONLEC)	Baranski, J	18 / 45 / 0
Fall Semester 2023	Open	HIST-102-2437	U.S. History - 1877-Present	8/26/2023-12/15/2023	Hybrid	Online Lecture Lecture	8/26/2023 - 12/15/2023 ONLI ONLI (ONLEC) T 11:30 AM-12:55 PM 8/26/2023 - 12/15/2023 SOCS 117 (LEC)	Staff_BSSC	34 / 45 / 0
Fall Semester 2023	Open	HIST-102-2439 	U.S. History - 1877-Present	8/26/2023-12/15/2023	Hybrid	Online Lecture Lecture	8/26/2023 - 12/15/2023 ONLI ONLI (ONLEC) M 3:00-4:25 PM 8/26/2023 - 12/15/2023 SOCS 117 (LEC)	Teal, O	23 / 45 / 0

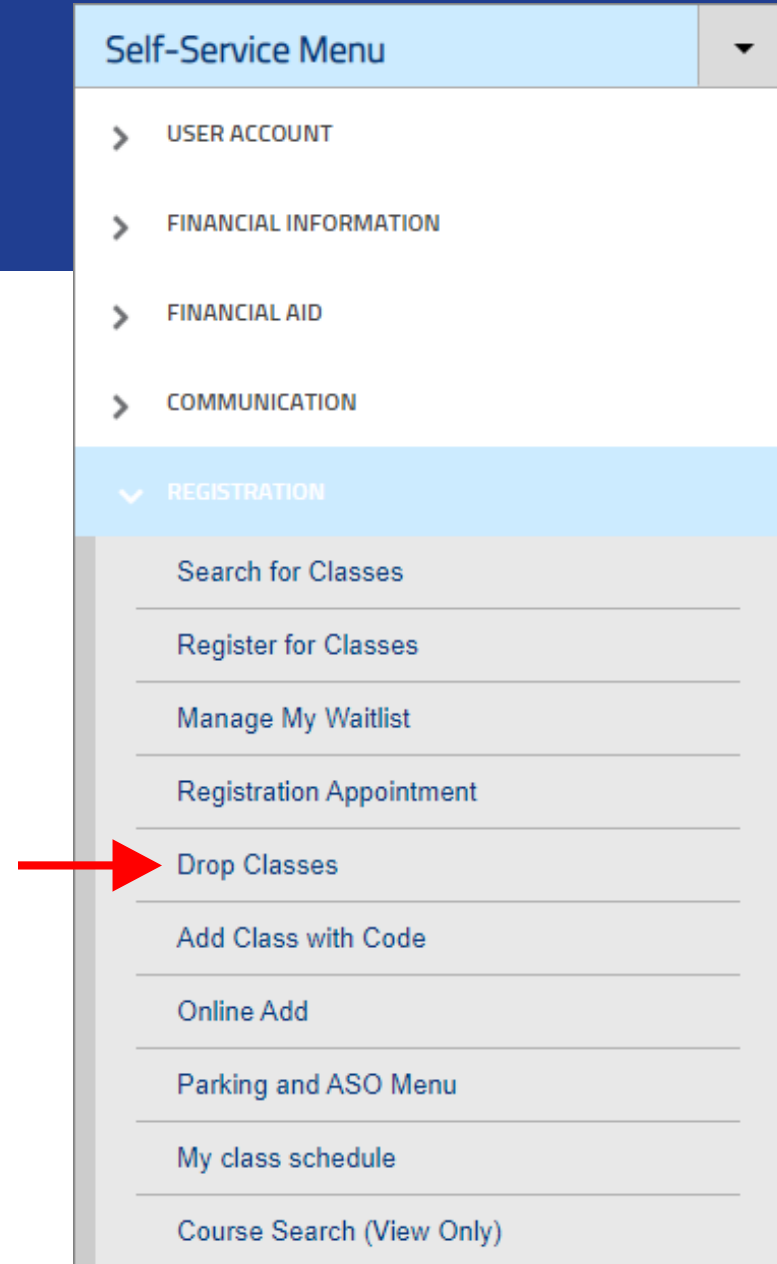
During the Class

- Keep up with assignments, discussion, quizzes, etc. as outlined in Syllabus
- **Need to miss a class?** Make sure instructor knows
- **Need to Drop?**
 - **Students need to perform this action themselves in MyECC by drop deadline dates**
 - After *Last Day to Drop* with a “W” instructors must submit a grade for every student on roster

Drop a Class

- **Drop Classes**

- Same screen as Register for Classes
- Find a class section you wish to drop and click **Drop** button
- **This action cannot be undone in MyECC**
 - Students looking to be reinstated need to email their instructor
 - Only with instructor consent will Admissions & Records add student back to roster

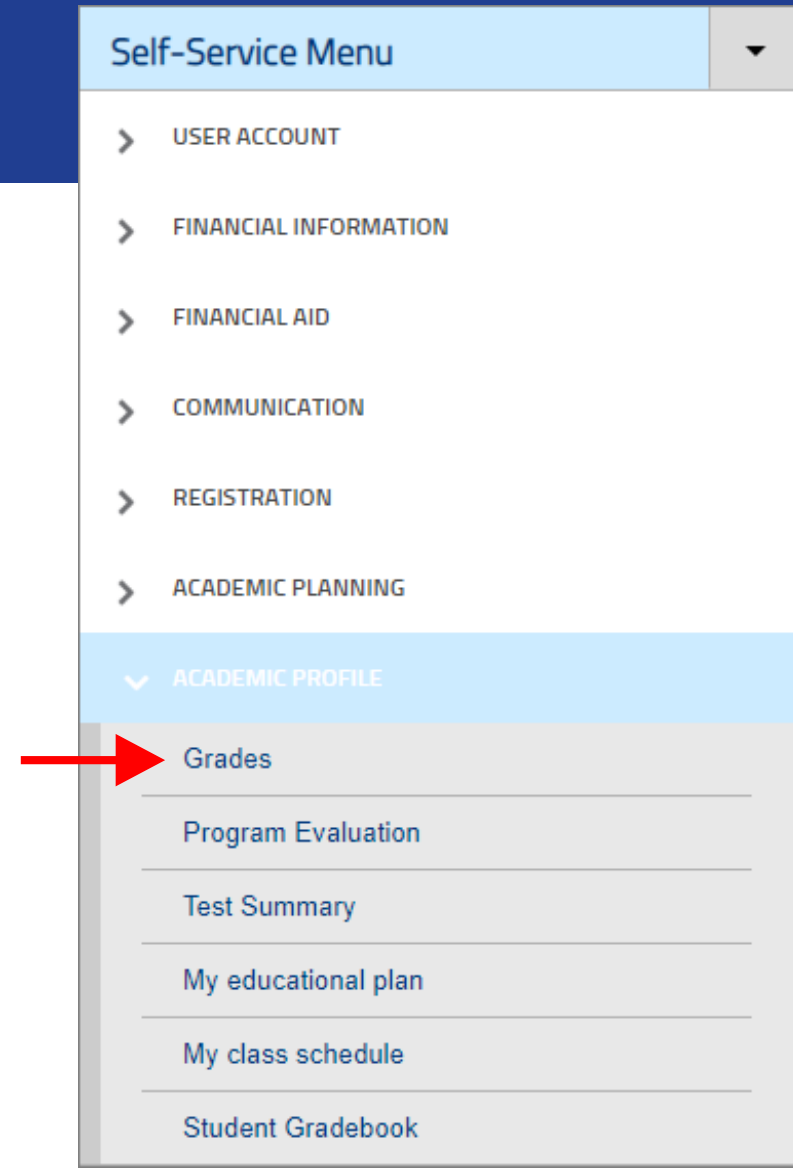


End of Class

- Final grades submitted by instructor within 7 days after last date of class
- Final grades visible in both MyECC and Canvas

End of Class

- Self-Service Menu
 - **Academic Profile > Grades**
- Web Services A
 - **Unofficial Student Transcript**
 - Unofficial Transcript contents same as Official Transcript
 - Sometimes enough to show high school in order to receive any high school credit
 - High school credit given at determination of high school



End of Class

Need Official Transcripts?

- Order online at [Transcripts Webpage](#)
- Uses Parchment vendor to send secure transcripts directly to desired institution(s)
 - Can send to your high school or universities/colleges
 - If your high school requires Official Transcripts, please confirm with them electronic vs. hard copy and the email or physical address where transcripts need to be sent
 - First two transcript copies are free, \$6 per transcript after that

Future Terms

- **Winter 2024 Session** (Jan. 4-Feb. 6)
 - **5-weeks only!**
 - Dual Enrollment is limited to 1 course in the winter
 - Registration begins late November for K-12 students
- **Spring 2024 Semester** (Feb. 10-June 7)
 - 16-Weeks, some 8-Week classes
 - Registration begins early December for K-12 students
- Application and Class Schedules available in October
- Fall 2023 students start on Step 2 to submit a new completed Dual Enrollment Form for **each term** they wish to take classes.

Dual Enrollment Website

- Steps for Dual Enrollment (and support with each step)
- Tips for Dual Enrollment
- Popular Classes for Dual Enrollment
- Dual Enrollment Form PDF
- Frequently Asked Questions
- Help & Events
- And more!

www.elcamino.edu/dualenrollment

Dual Enrollment Team

Michelle Arthur, Coordinator
Brian Hayden, Student Services Specialist
Megan Fisher, Dual Enrollment Professional
Katlin Morales, Academic Counselor

dualenrollment@elcamino.edu

Dual Enrollment Zoom Help

Every Tuesday, Wednesday, and Thursday
from 4:00-5:00 p.m.

[Help & Events](#)