



El Camino College

# Application for Admission

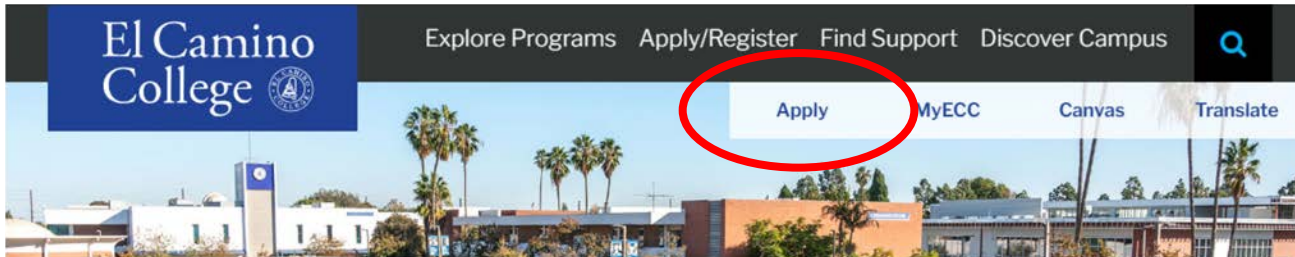
[www.elcamino.edu](http://www.elcamino.edu)

# HAVE THESE ITEMS BEFORE APPLYING

- **Valid Email Address**
- **Social Security Number** (if you have one)
- Parental Military Information (if applicable)
- Residency Status Documentation (if applicable)

# EL CAMINO COLLEGE WEBSITE

1. Go to [www.elcamino.edu](http://www.elcamino.edu)
2. In the top-right, click on **Apply**

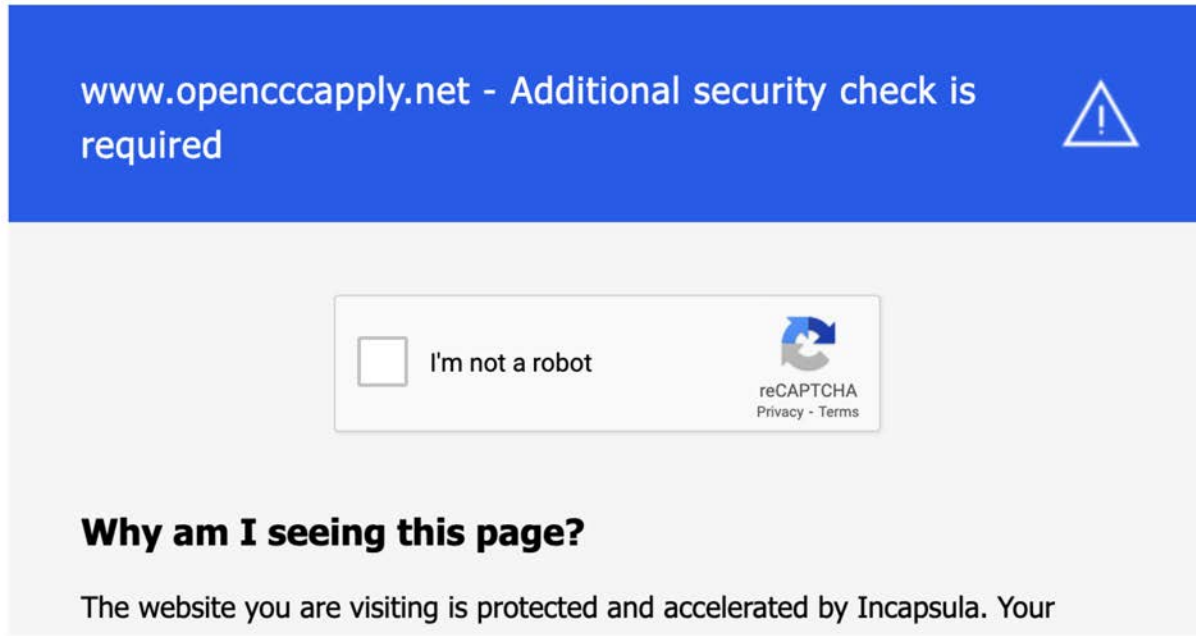


3. Scroll down and click the **Start Application** button

**START APPLICATION**

# OPENCCC ACCOUNT

You may see an additional security check. Click **I'm not a robot** to proceed.



www.openccapply.net - Additional security check is required

I'm not a robot

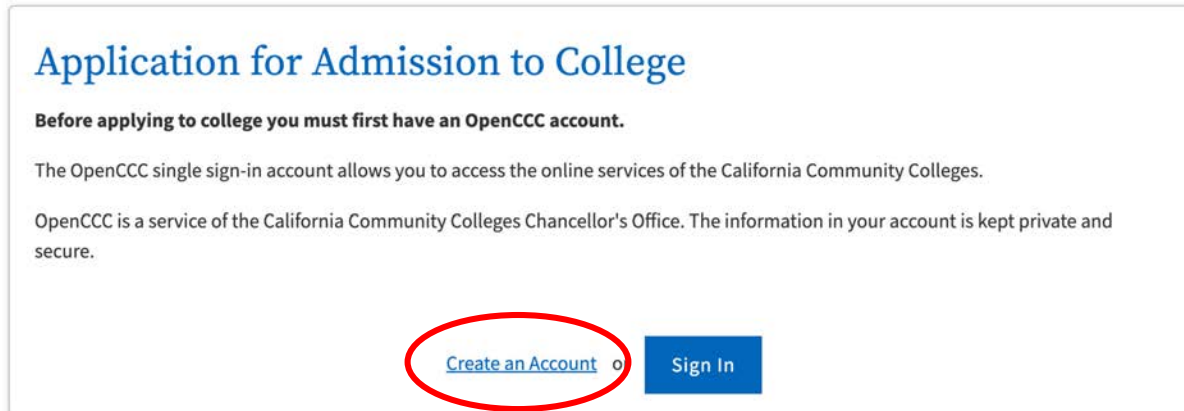
reCAPTCHA  
Privacy - Terms

**Why am I seeing this page?**

The website you are visiting is protected and accelerated by Incapsula. Your

# OPENCCC ACCOUNT

If this is your first time applying to a California Community College, click **Create an Account**.

A screenshot of a web page titled "Application for Admission to College". The page contains instructions for users before applying to college, stating that an OpenCCC account is required. It explains that the OpenCCC single sign-in account allows access to online services and that the information is kept private and secure. At the bottom, there are two buttons: "Create an Account" (a blue link with a small circle) and "Sign In" (a solid blue button). The "Create an Account" link is circled in red.

**Application for Admission to College**

**Before applying to college you must first have an OpenCCC account.**

The OpenCCC single sign-in account allows you to access the online services of the California Community Colleges.

OpenCCC is a service of the California Community Colleges Chancellor's Office. The information in your account is kept private and secure.

[Create an Account](#)

Or if you previously created an OpenCCC account, click **Sign In**.

# OPENCCC ACCOUNT

## Forgot your account information?

If you previously created an OpenCCC account and forgot your password, click **Forgot your password?**

### Sign In

To continue to your California Community Colleges student account, please sign in or create a new account.

\* Required field

Email or mobile phone \*

Next

Create an Account

Forgot your password?



### Forgot Your Password?

Tell us more about you so we can find your Account.

\* Required field

Date of birth \*

Last name \*

Next

1. Confirm your date of birth and last name. Click the **Next** button.
2. Choose a contact method to receive a password reset.

### Still Can't Sign In?

Call (877) 247-4836 or email [support@openccc.net](mailto:support@openccc.net)

# OPENCCC ACCOUNT

You must first verify your email address or mobile phone number to continue.

If you have a school email address, it is better to use a **personal email address** to ensure you will retain access after you graduate.

Enter your personal email address or mobile phone number, then click the **Email/Text My Security Code** button.

On the next screen, enter your 6-digit verification code.

## Create Your Account

Enter your email address to begin creating your California Community Colleges student account. You will receive a code via email to verify your identity and keep your account secure.

Email

[Use mobile phone instead](#)

Email My Security Code

[Back to Sign In](#)

# OPENCCC ACCOUNT

Create your OpenCCC account by providing your **Contact Information**, **Personal Information**, and **Credentials**.

## Create Profile

### What

Create a secure California Community Colleges account.

### Why

A California Community Colleges account will save your progress for future sessions.

### How Long

3 steps

(Estimated 2 minutes remaining)



#### **Step 1** Contact Information

Please enter your Contact Information in the following fields.

\* Required field



# OPENCCC ACCOUNT

For Step 2 (Personal Information), please enter your **Legal First Name**, **Legal Middle Name** (if any), and **Legal Last Name**. There is a separate field for Preferred Name if different from your legal name.

**Step 2** Personal Information

\* Required field

**Legal First Name**

**Legal Middle Name**

**Legal Last Name** \*

# OPENCCC ACCOUNT

For Step 3 (Credentials), create a password that meets the stated requirements, then click the **Create Account** button.

**Step 3** Credentials

Password must:

- ✓ not contain your name
- ✓ be at least 8 characters in length
- ✓ contain at least one uppercase letter
- ✓ contain at least one lowercase letter
- ✓ contain at least one number
- ✓ contain at least one of the following special characters (!, @, #, \$, %, ^, & or \*)

**Password**


**Confirm Password**

**Create Account**

# START A NEW APPLICATION

After creating your account, your next step is to complete and submit an application.

**NOTE:** You have not yet applied to El Camino College. Your CCCID is for CCCApply and is not your El Camino College Student ID Number.



The screenshot shows the user interface of the CCCApply system. At the top left is the logo for California Community Colleges and CCCApply. On the right, there is a user profile section with fields for 'CCCID:', '[Name of Student]', and 'Sign Out'. Below this are navigation links for 'My Applications', 'Settings' (with a dropdown arrow), and 'CCC MyPath'. A blue banner for 'EL CAMINO COLLEGE' features the college's logo and a photograph of a building. Below the banner, the heading 'My Applications' is displayed. A large white box contains a blue button labeled 'Start a New Application'.

# START A NEW APPLICATION

Click the **Start a New Application** button to begin your application for admission.

The screenshot displays the CCCApply website interface. At the top left is the California Community Colleges logo and the text "California Community Colleges" and "CCCApply". To the right, there are fields for "CCCID:" and "[Name of Student]" with a "Sign Out" link. Below these are links for "My Applications", "Settings" (with a dropdown arrow), and "CCC MyPath". A blue banner for "EL CAMINO COLLEGE" features the college logo, the name "EL CAMINO COLLEGE", and a photograph of a building. Below the banner, the heading "My Applications" is shown. A large white box contains a blue button labeled "Start a New Application", which is circled in red. At the bottom, a grey bar labeled "Account Information" is partially visible.

# ENROLLMENT INFORMATION

The screenshot shows a web interface for enrollment information. On the left is a vertical navigation menu with the following items: Enrollment (highlighted in blue), Profile, Education, Citizenship/Military, Residency, Needs & Interests, Demographic Information, Supplemental Questions, and Submission. The main content area is titled "Welcome" and "Enrollment Information". It contains four dropdown menus, each with "-- Select --" and a question mark icon: "Term Applying For", "Educational Goal", "Major Category", and "Intended Major or Program of Study". At the bottom of the form are two buttons: "Save" and "Continue". The "Continue" button is circled in red.

1. Select the **Term Applying For**  
Choose the *earliest* term you wish to start taking classes, e.g. Summer Term 2024
2. Select an **Educational Goal**  
e.g. Obtain an associate degree and transfer, Earn a career technical certificate, etc.
3. Select your **Major Category** and **Intended Major or Program of Study**  
This is a starting point for admission purposes. If you are unsure, make your best guess. You can always change your major later.

Click the **Continue** button when finished with each page. Each page is automatically saved every time you click Continue.

# PROFILE

Click this option if you have a Social Security Number or Taxpayer ID Number

**Social Security Number**

The Social Security Number (SSN) or Taxpayer Identification Number (TIN/iTIN) is used by the college as a means of matching student records, facilitating federal financial aid, and reporting tax-related information to the Internal Revenue System (IRS). However, it is not required for admission.

[Why am I being asked for my social security number?](#)

**Do you have a social security number or taxpayer identification number?**

Yes, I have a social security number or taxpayer identification number.

No, I do not have a social security number or taxpayer identification number, or I decline to provide one at this time.

Please enter your 9-digit social security number or taxpayer identification number (format xxx-xx-xxxx or xxxxxxxxx, it does not matter if you include the dashes).

Confirm your social security number or taxpayer identification number.

Or click here if you have never had a SSN or decline to provide one

**Do you have a social security number or taxpayer identification number?**

Yes, I have a social security number or taxpayer identification number.

No, I do not have a social security number or taxpayer identification number, or I decline to provide one at this time.

**Just Remember...**

Providing a social security number or taxpayer identification number is not required with respect to non-U.S. resident students (whether documented or undocumented), students taking noncredit courses, students whose qualified tuition and related expenses are waived or paid with scholarships or paid by an institutional third party including an employer or government agency. (26 C.F.R. § 1.6050S-1.) A SSN or TIN/iTIN is not required when IRS reporting is not required.

Check this box if you are a student enrolled exclusively in noncredit courses, an undocumented student, an international student, a nonresident alien, or another exception and do not have a social security number or taxpayer identification number.

Click this option if it applies to you

# PROFILE

**For persons under 19 years of age,** select the Parent/Guardian statement which applies to you.

## Parent/Guardian Information

Determining your California residency for tuition purposes is based on the residency of your parent(s) or guardian(s) until you are 19 years of age, except in certain special circumstances. Nonresident students who meet eligibility requirements may apply for nonresident tuition exemption (AB540). [?](#)

Select the statement that applies to you:

- I have a **parent** or **guardian**. [?](#)
- I was in **foster care** at any time after my 13th birthday. [?](#)
- I do not have a parent or guardian, or at least one of the following statements is true about me:
  - I do not have a living parent or guardian.
  - I am or have been married.
  - I am legally **emancipated**. [?](#)
  - As of [stated date], I will be on active duty in the armed services.
  - As of [stated date], I will have been **self-supporting** for at least one year. [?](#)

**Is your mailing address the same as your permanent address?**

If yes, click the checkbox saying so and the Current Mailing Address fields disappear.

## Current Mailing Address

My mailing address is the same as the Permanent Address in my OpenCCC Account above [?](#)

Save

Continue



# EDUCATION

**Make sure to answer Education questions with the stated date in mind!**

If you will be a recent high school graduate by the stated date, select **First-time student in college (after leaving high school)** and proceed to High School Education.

Or if you will still be a K-12 student as of the stated date and looking to take college courses through **Dual Enrollment**, select **Enrolling in high school (or lower grade) and college at the same time**.

## Education

Your responses will be kept private and secure and will not be used for discriminatory purposes.

### College Enrollment Status

As of July 01, 2024, I will have the following college enrollment status: ?

First-time student in college (after leaving high school) ▼

### College Enrollment Status

As of July 01, 2024, I will have the following college enrollment status: ?

Enrolling in high school (or lower grade) and college at the same time ▼



# EDUCATION

Select an option for **Current or Most Recent High-School Attended** and a **State**, then begin entering the name of your high school.

A list of name matches will appear. **Select your school from the list.**

Current or Most Recent High-School Attended <sup>?</sup>

I attended high school. ▼

Country <sup>?</sup>

United States of America (the) ▼

State <sup>?</sup>

California ▼

Enter the name or city of the last school or homeschool you attended. Then make a selection from the list. <sup>?</sup>

North High


Displaying 8 of 70 matches. Keep typing to narrow down search results.

[My school is not in the list](#)

[North High Manteca](#)

[Agape North Highlands](#)

**[North High Torrance](#)**



# CITIZENSHIP/MILITARY

## Citizenship/Military

Your responses will be kept private and secure and will not be used for discriminatory purposes.

### Citizenship & Immigration

This information will be used for admissions and state reporting purposes. Your responses will be kept private and secure, and will not be used for discriminatory purposes.

Citizenship & Immigration Status [?](#)

-- Select Status --

-- Select Status --

U.S. Citizen

Permanent Resident

Temporary Resident / Amnesty

Refugee / Asylee

Student Visa (F-1 or M-1)

Other

-- Select Status --

### Are you a Permanent Resident or Visa Holder?

Please have the following information ready:

- Alien Registration Number or Visa Type
- Issue Date & Expiration Date

### Undocumented Student?

Select “Other,” then check the box for “No documents”

### Are you a Veteran or child of a Veteran, on Active Duty, etc.?

Please have the following information ready:

- Military member’s State of Legal Residence
- Military member’s Home of Record
- Date of Discharge (if applicable)
- Type of Discharge (if applicable)

# RESIDENCY

Answer all Residency questions as they apply to you.

**Answer these questions carefully!**

Note the stated date for California Residence and Out-of-State Activities questions.

## Residency

Your responses will be kept private and secure and will not be used for discriminatory purposes.

### California Residence

Has your parent or guardian lived in California continuously since June 16, 2022? [?](#)

Yes  No

### Out-of-State Activities

As of June 16, 2022, has your parent or guardian engaged in any of the following activities? Check each activity that applies.

- Taxes were paid outside of California [?](#)
- Registered to vote outside of California [?](#)
- Declared residency at a college or university outside of California [?](#)
- Filed for a lawsuit or divorce outside of California [?](#)

### Special Residency Categories

Are you homeless now or have you been homeless at any time during the past 24 months? [?](#)

Yes  No

Have you ever been in **court-ordered foster care**? [?](#)

Yes  No

Save

Continue



# NEEDS & INTERESTS

Select any options that apply to you or in which you are interested.

## Needs & Interests

This information you provide on this page will not be used in making admission decisions and will not be used for discriminatory purposes.

### Main Language

Are you comfortable reading and writing English?

Yes  No

### Financial Assistance

Are you interested in receiving information about money for college?

Yes  No

Are you receiving TANF/CalWORKs, SSI, or General Assistance?

Yes  No

### Athletic Interest

Are you interested in participating in a sport while attending college? ⓘ

(Your response does not obligate you in any way. To be eligible to participate on an intercollegiate team, you must be enrolled in at least 12 units.)

- Yes, I am interested in one or more sports, including the possibility of playing on an [intercollegiate team](#).
- Yes, I am interested in [intramural or club sports](#), but not in playing on an intercollegiate team.
- No, I am not interested in participating in a sport (beyond taking P.E. classes).

### Programs & Services

Check the programs and services in which you are interested. (Not all college campuses offer every program and service listed.)

- Academic counseling/advising
- Basic skills (reading, writing, math)
- CalWorks
- Career planning
- Child care
- Counseling - personal
- DSPS - Disabled Student Programs and Services
- EOPS - Extended Opportunity Programs and Services
- ESL - English as a Second Language
- Health services
- Housing information
- Employment assistance
- Online classes
- Re-entry program (after 5 years out)
- Scholarship information
- Student government
- Testing, assessment, orientation
- Transfer information
- Tutoring services
- Veterans services

Save

Continue



# DEMOGRAPHIC INFORMATION

Information collected here is for summary demographic purposes only.

For Gender (**not required**), select the option with which you best identify or “Decline to State.”

Answer if you have dependents and select your parents’ or guardians’ highest levels of education (**required**), and one or more race/ethnicity (**not required**).

## Demographic Information

### Gender

Gender in this context, means a person's sex, or a person's **gender identity** and **gender expression**. [?](#)

Gender [?](#)

-- Select Gender --

### Dependents

Do you have a child or children under the age of 18 who will receive more than half their support from you?

Yes  No

### Parent/Guardian Educational Levels

Regardless of your age, please indicate the education levels of the **parents and/or guardians who raised you**. [?](#)

Parent or Guardian 1 [?](#)

-- Select Education Level --

Parent or Guardian 2 [?](#)

-- Select Education Level --

### Race/Ethnicity

Per U.S. Department of Education guidelines, colleges are required to collect this data.

Check the box below if you identify as Hispanic or Latino. If you indicate that you are Hispanic or Latino, you will have the option to select more specific ancestry groups.

Are you Hispanic or Latino?

Yes  No

Check all of the ethnicity, nation, and ancestry groups that you identify with. When you select a major ethnicity group, you will have the option to select more specific ancestry groups. Select all that apply.

- Asian
- American Indian or Alaska Native
- Black or African American
- Native Hawaiian or Other Pacific Islander
- Middle Eastern or North African
- White

Save

Continue >

# SUPPLEMENTAL QUESTIONS

Question 1 is optional,  
Questions 2-5 are required.

## Supplemental Questions

1. How do you plan to take classes? Choose one

- In-person only
- Online only
- It doesn't matter, I have no preference.

2. Are you someone impacted by the justice system (ex. formerly incarcerated, system-impacted, detained juvenile)?

Yes  No

3. Have you experienced barriers in finding employments?

Yes  No

4. Have you encountered barriers in securing housing?

Yes  No

5. Do you need access to legal services?

Yes  No

# SUBMISSION

Click the **Review My Application** button to view your responses and confirm your application for admission is complete and accurate.

**No changes can be made after your application is submitted.**

Select an option for consent to release information. Information released for data reporting and research purposes only.

## Submission

### Review Your Responses

[Save as PDF](#)

We recommend that you review your responses to ensure you've provided complete and accurate information.

[Review My Application](#)

### Request for Consent to Release Information

I authorize the Chancellor's Office, California Community Colleges, and the community colleges I am attending to release necessary personal information contained in my education records, including my Social Security number, for the purposes described below. To learn more about how your personal information is stored and used, see the [Privacy Policy](#).

- To federal or state agencies to evaluate jointly administered programs or to comply with reporting requirements;
- To data matching services to measure student success in transferring to four-year colleges or universities;
- To colleges, universities, or government agencies to promote outreach to students and to enhance transfer;
- To the California Student Aid Commission to facilitate the award of financial aid; and
- To organizations or agencies assisting the Chancellor's Office or the community colleges you attend with research and analysis.

I consent

I do not consent

# SUBMISSION

Lastly, click these checkboxes to electronically sign your application, then click the **Submit My Application** button at the bottom.




Submit My Application

## Submit Your Application

You are about to submit your application to El Camino College.  
NO CHANGES can be made to your application once it is submitted.

California state law\* allows you to submit your application and residency information online with an electronic signature verification. Your completion of this page will provide the necessary verification for electronic submission. The security and privacy of the information in your submitted application are protected as described in the CCCApply Privacy Policy.

\* Section 54300 of subchapter 4.5 of chapter 5 of division 6 of title 5 of the California Code of Regulations.

By Checking here, I, [ Name of Student ], declare that: 

- All of the information in this application pertains to me.
- Under penalty of perjury, the statements and information submitted in this online admission application are true and correct.
- I understand that falsification, withholding pertinent data, or failure to report changes in residency may result in District action.
- I understand that all materials and information submitted by me for purposes of admission become the property of El Camino College.

By Checking here, I, [ Name of Student ], acknowledge understanding that: 

- Federal and state financial aid programs are available and may include aid in the form of grants, work study, and/or any available student loans. I am aware that I may apply for assistance for up to the total cost of my education including enrollment fees, books & supplies, transportation, and room and board expense.
- I may apply for financial assistance if I am enrolled in an eligible program of study (certificate, associate degree, or transfer), and may receive aid if qualified, regardless of whether I am enrolled full-time or part-time.
- Financial aid program information and application assistance are available in the financial aid office at the college. The application is also available on-line.

Note: CCCApply will provide links to financial aid information and applications after you submit this application. You can also find financial aid information at [www.icanaffordcollege.com](http://www.icanaffordcollege.com), and on most college websites.



# CONFIRMATION

This screen confirms that you have successfully submitted an application for admission!

Both your **CCCID** and **Confirmation Number** are displayed, but **neither are your El Camino College Student ID Number.**

## Great Job, First Name!

Your application was submitted.  
You're almost done.

Continue your journey at El Camino College.

## Confirmation

Brian, your application for admission has been submitted to El Camino College.

El Camino College  
Admission:  
16007 Crenshaw Blvd  
Admissions & Records Office  
Torrance, CA 90506  
In-state phone: 310-660-3593 x3414  
Out-of-state phone:  
Fax:  
Website: <http://www.elcamino.edu>

Name	[Name of Student]
CCCID	<u>CXB1234</u>
College	El Camino College
Term	Summer Term 2024
Email	personalemail@gmail.com
Date & Time	Today's Date & Time
Confirmation #	<u>12345678</u>

Snap a screenshot of this page for your records or [save a copy](#) of your application responses.

# WHAT TO EXPECT

## Right Away

- You will receive an email from California Community Colleges confirming your OpenCCC account (with **CCCID**) has been created
- You will receive an email from El Camino College Admissions & Records with your application **Confirmation Number** (8 digits, no letters)
- K-12 applicants will receive an additional email from El Camino College with information about **Dual Enrollment**

## After **1-3 Business Days** *(excludes weekends and holidays)*

- You will receive a Welcome Email from El Camino College with your 7-digit **El Camino College Student ID Number** and **MyECC username and initial password**
  - Click the link to sign into **MyECC**, El Camino's online student portal. If you did not provide a SSN/TIN, you will need to complete a form to learn your 4-digit initial password.
  - You will be prompted to create a new password the first time you sign in. Keep your MyECC username and password in a safe place.
  - Access your **@elcamino.edu email address** in MyECC or at [outlook.com/elcamino.edu](https://outlook.com/elcamino.edu)

# MULTI-FACTOR AUTHENTICATION

To provide an extra layer of security, **Multi-Factor Authentication (MFA)** is required for all El Camino College students and employees.

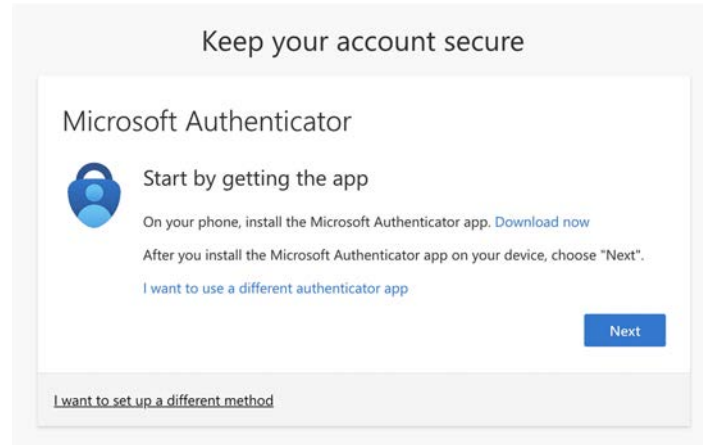
MFA is used to verify your account when using MyECC **from an off-campus location.**

Visit [El Camino's Multi-Factor Authentication page](#) and follow instructions to set up MFA.

Video instructions and Frequently Asked Questions about MFA are also available.

If you encounter any issues or have any questions, our ITS Help Desk is here to help!

- [helpdesk@elcamino.edu](mailto:helpdesk@elcamino.edu)
- (310) 660-6571



# NEXT STEPS (K-12 STUDENTS)

- **Dual Enrollment**

K-12 students taking El Camino College classes before they graduate high school need to complete the **Steps for Dual Enrollment**. (Applying for admission is Step 1.)

Visit our Dual Enrollment website for support to register for traditional El Camino College classes as found in the Class Schedule (online or on-campus) or to enroll in classes offered in partnership with your high school.

- [Dual Enrollment in El Camino College Classes](#)
- [Dual Enrollment at Your High School](#)

NOTE: K-12 students do not complete the steps of financial aid, orientation, or educational planning on the next slide

# NEXT STEPS (NEW COLLEGE STUDENTS)

- **Financial Aid**

Need help paying for college? Apply for financial aid by completing the [Free Application for Federal Student Aid \(FAFSA\)](#) or the [California Dream Act Application \(CADAA\)](#) online. (The school code for ECC is 001197)

- **Assessment**

Complete the **English and Mathematics Placement Survey** in [MyECC](#) (link available the **New STUDENT – START HERE** card). After you receive your placement, you can register for English/math courses. Chemistry Placement Tests are also offered by the [Warrior Welcome Center](#) (sign up online).

- **Orientation**

Familiarize yourself with El Camino College and its resources. The [Warrior Welcome Center](#) offers online and in-person New Student Orientations throughout the year.

- **Educational Planning**

Meet with an El Camino College counselor to complete an Educational Plan identifying what classes to take to achieve your educational goals. To schedule a counseling appointment, go to the [Counseling Appointments](#) page (requires MyECC username and password). For questions, contact the [Academic Counseling Office](#).

# NEXT STEPS (ALL STUDENTS)

- **Register for Classes**

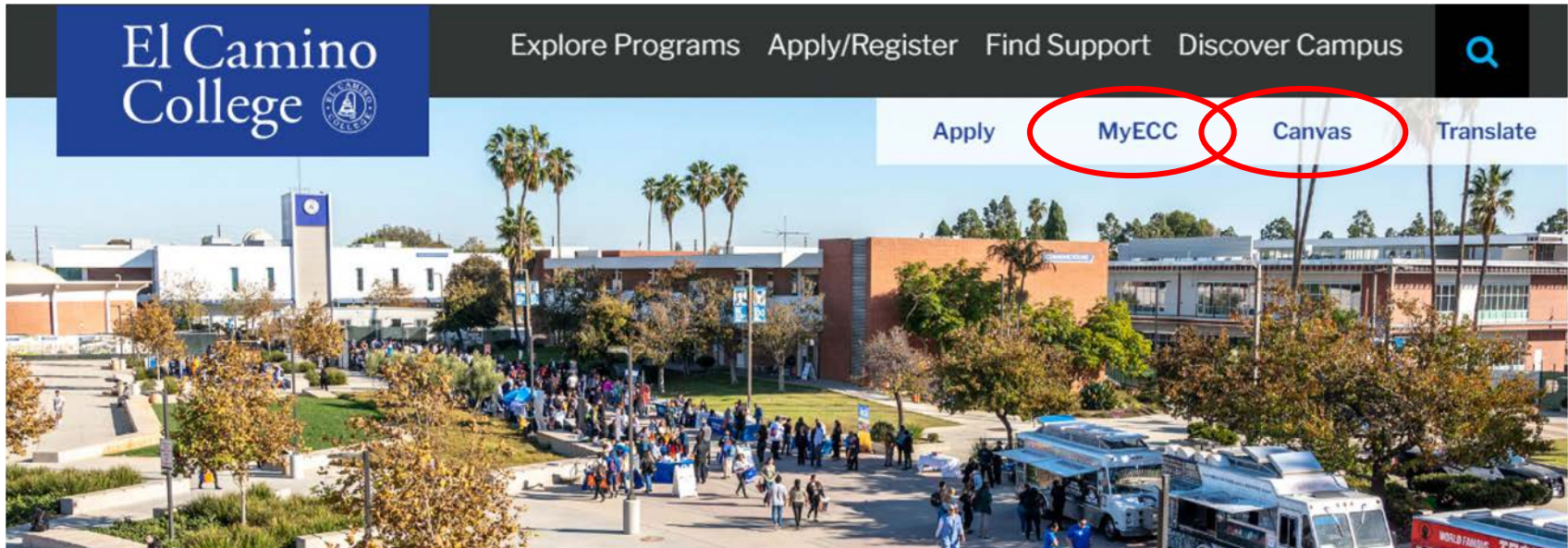
Register for classes using [MyECC](#). On the student dashboard, there is a **REGISTER FOR CLASSES** card with options to:

- View your **Registration Appointment** (you can register on or any time after the stated date and time)
- **Search for Classes** (search for class sections and add them to your schedule)
- **Register Here** (view your schedule and register/waitlist class sections)
- View **My Class Schedule** (shows your registered classes by term)

Pay fees online using the **PAYMENTS & FEES** card, click on **How Much Do I Owe?**

# MYECC & CANVAS

Links to **MyECC** and **Canvas** can be found at the top of every [www.elcamino.edu](http://www.elcamino.edu) webpage, in case you need them.

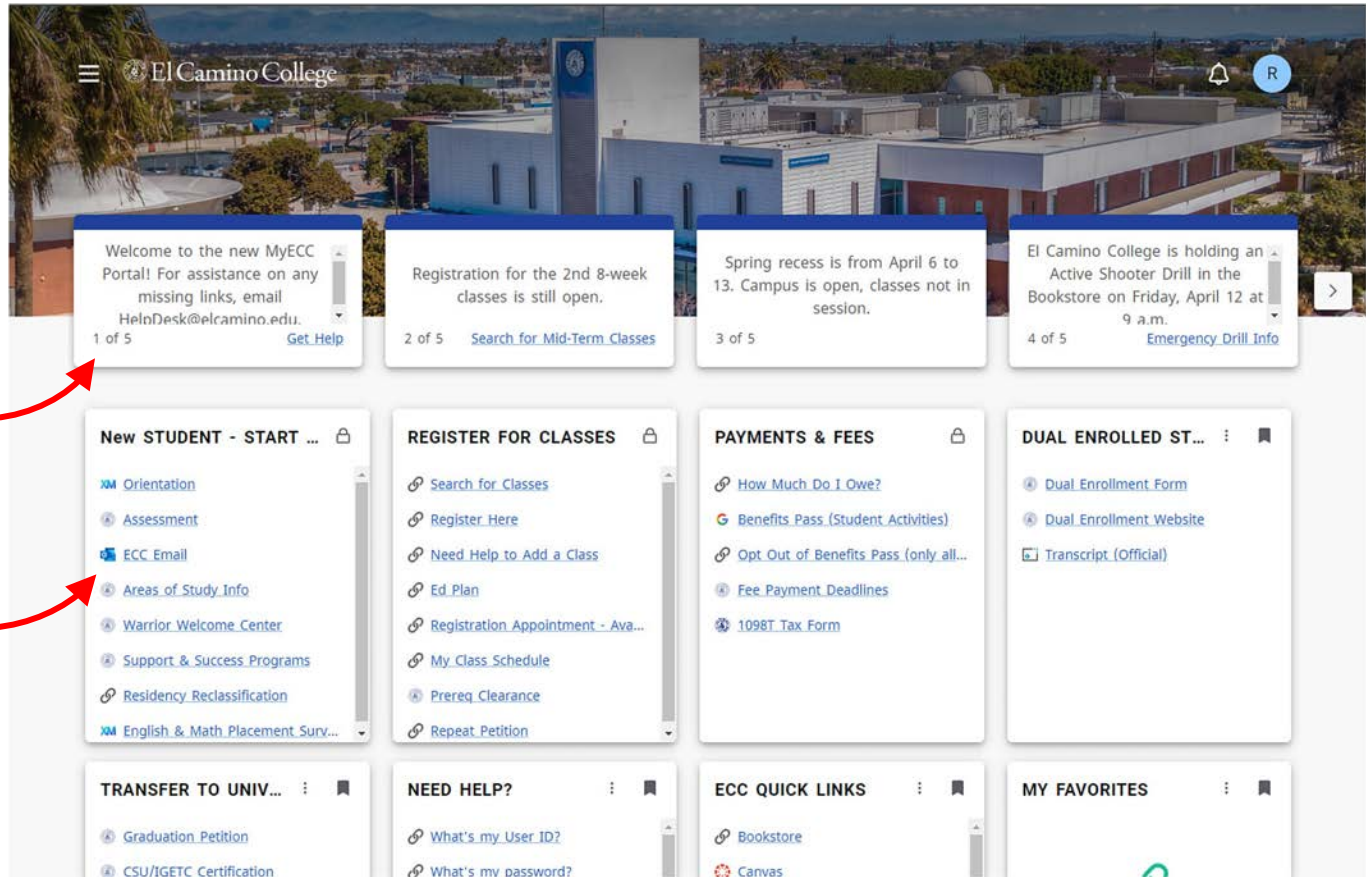


# MYECC

A preview of El Camino College's new online student portal, [MyECC](#).

Important announcements are found on the top row.

Information is arranged on the dashboard using "cards." Some cards are locked while others can be re-arranged or customized.





# APPLICATION SUPPORT

## College Students

### Warrior Welcome Center

The Warrior Welcome Center provides new, current, and returning college students guidance on completing the necessary steps to enroll at El Camino College.

Offers both on-campus and virtual online services (see website for hours).

Student Services Building, 1<sup>st</sup> Floor

[www.elcamino.edu/welcome](http://www.elcamino.edu/welcome)  
[welcomecenter@elcamino.edu](mailto:welcomecenter@elcamino.edu)

(310) 660-3405

## Admissions & Records

For help with admission processes, applications, registration, residency, transcripts, and more.

Student Services Building, 1<sup>st</sup> Floor

[www.elcamino.edu/admissions](http://www.elcamino.edu/admissions)  
[admissionshelp@elcamino.edu](mailto:admissionshelp@elcamino.edu)

(310) 660-3593 Ext. 3414

## K-12 Students

### Dual Enrollment

We provide information and support for K-12 students to complete the Steps for Dual Enrollment.

[www.elcamino.edu/dualenrollment](http://www.elcamino.edu/dualenrollment)  
[dualenrollment@elcamino.edu](mailto:dualenrollment@elcamino.edu)

(310) 660-3344