


What is the Student-Centered Funding Formula (SCFF)?

The SCFF was adopted in the 2018-19 state budget as a new way to allocate funding to community college districts. It provides funding based on three metrics:



Access

Base Allocation (70%)
Enrollment (FTES) and district size



Equity

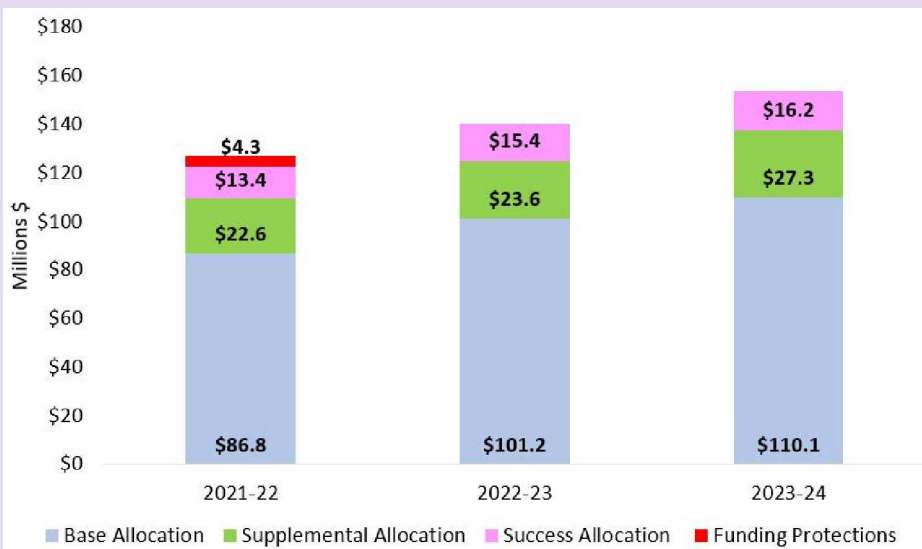
Supplemental Allocation (20%)
Number of AB540 & low-income students (Promise and Pell Grant students)



Success

Success Allocation (10%)
Number of student successful outcomes in education progress, transfer, completion, and wage earning

Which Metrics Are Driving The Largest Share of ECC Funding?




- Light blue bar portions:** In the last three years, the enrollment-based allocation has comprised the largest portion of ECC funding.
- Green bar portions:** In 2023-24, ECC was granted a higher dollar amount for AB540 students and Promise and Pell Grant students than in the previous two years.
- Pink bar portions:** In the last three years, the funding ECC has received for the number of students achieving success outcomes has increased 21%.
- Red bar portion:** In 2021-22, the State of California granted ECC 4.3 million in funding protections, which is 1.6 million less than in 2020-21 (not in the chart).

How Does ECC Compare to California Community Colleges in Students Attaining Outcomes?

2022-23 Data

Percent of All Students




All Students: Compared to students at other California community colleges, a higher percentage of ECC students achieved Associate Degrees for Transfer (ADT), transfer-level Math and English, and transfer to a four year university. Compared to statewide data, a lower percentage of El Camino students were awarded credit certificates, completed 9 or more CTE units, and earned the regional living wage. The percentage of ECC students awarded Associate degrees was the same as that of students at California community colleges.

How Does ECC Compare to California Community Colleges in Students Attaining Outcomes?

2022-23 Data


Percent of Promise Grant Students



Compared to California community colleges, ECC **Promise Grant** and **Pell Grant** Students have higher transfer rates to four-year universities.

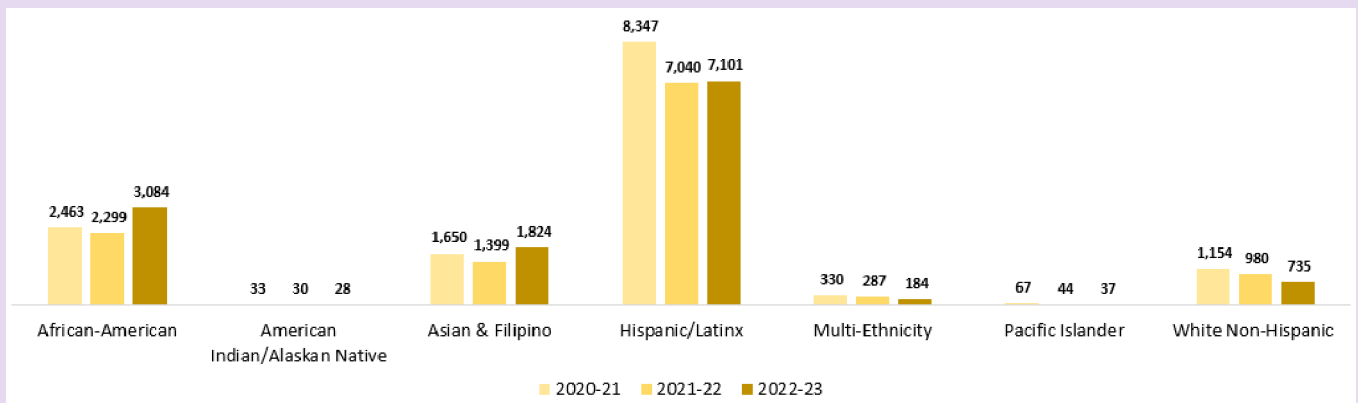
ECC **Promise Grant** Students are performing at the same rate as statewide community college students in transfer-level Math and English. In the remaining outcomes, they are performing at a lower rate compared to California community colleges.

Percent of Pell Grant Students



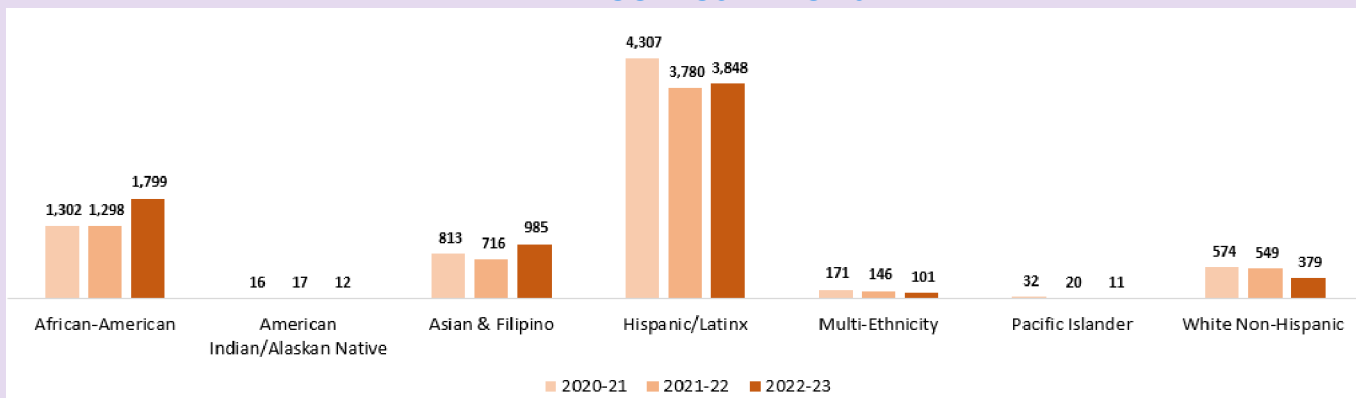
As for **Pell Grant** Students, they are performing at a higher rate in transfer-level Math and English compared to California community colleges. In the remaining outcomes, they are performing at a lower rate compared to California community colleges.

Promise Grant Students by Race Ethnicity: Three-Year Trend



The number of African-American, Hispanic/Latinx, and Asian & Filipino Promise Grant Students decreased between 2020-21 and 2021-22 before increasing in 2022-23. American Indian/Alaskan Native, Pacific Islander, White Non-Hispanic, and Multi-Ethnicity Promise Grant Students decreased over the last three years.

Pell Grant Students by Race Ethnicity: Three-Year Trend



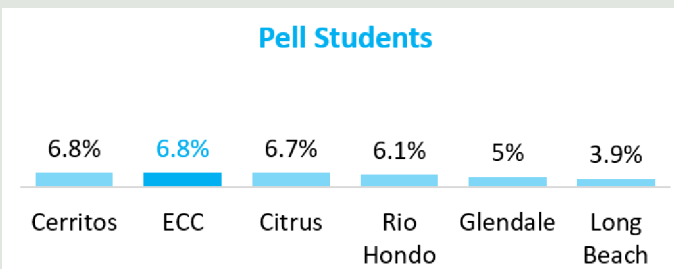
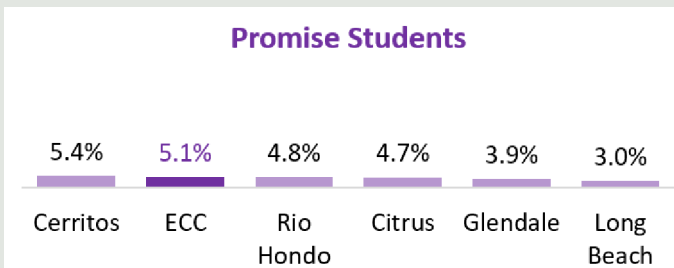
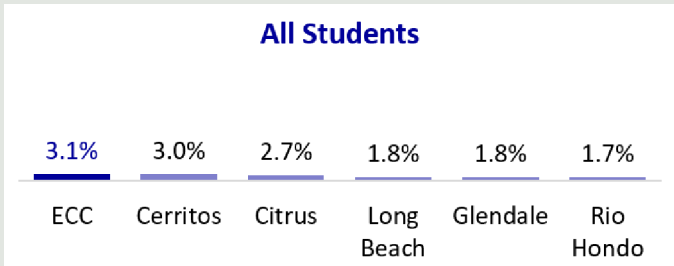
The number of African-American, Hispanic/Latinx, and Asian & Filipino Pell Grant Students decreased in between 2020-21 and 2021-22 before increasing in 2022-23. American Indian/Alaskan Native Pell Grant Students decreased by 5 between 2021-22 and 2022-23. Multi-Ethnicity, Pacific Islander, and White Non-Hispanic Pell Grant Students decreased over the last three years.

How Does ECC Compare to California Community Colleges in Students Attaining Outcomes?

2022-23 Data

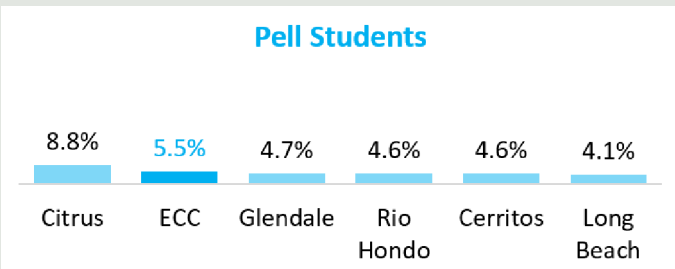
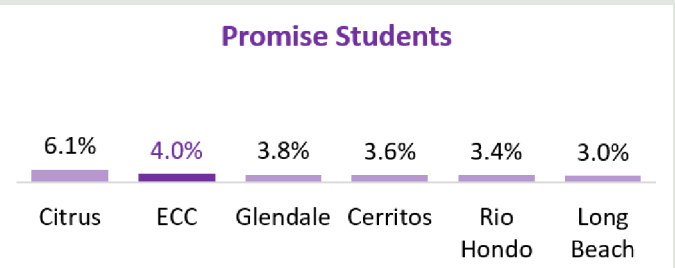
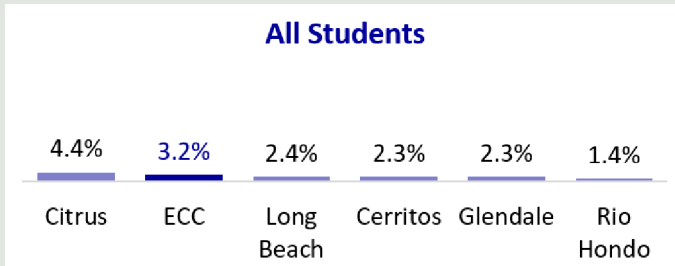
Associate Degrees

Among peer institutions, ECC ranks first in the rate of All Students and Pell Grant Students obtaining an Associate Degree. El Camino ranks second in the percent of Promise Grant Students obtaining an Associate Degree.



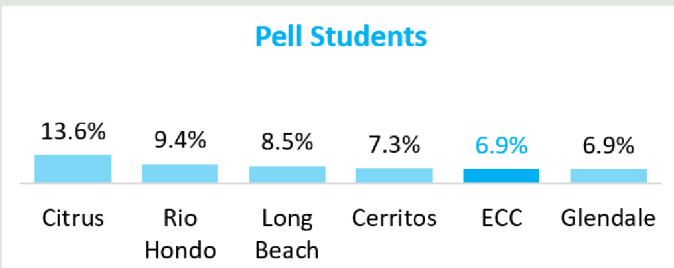
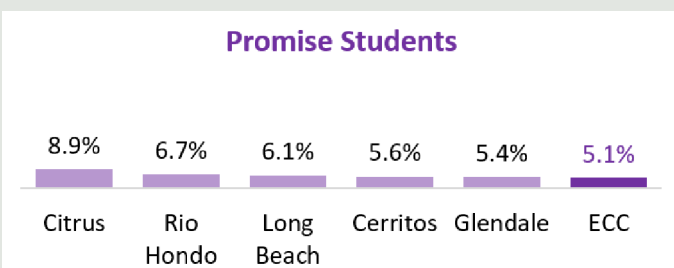
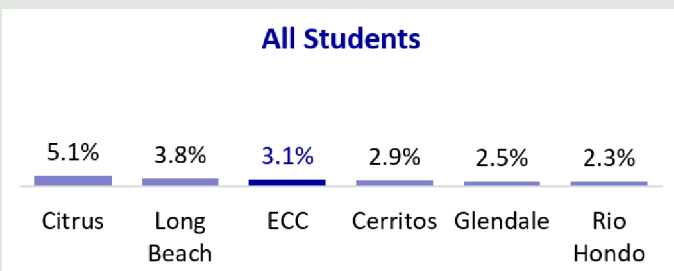
Transfer-Level Math & English

Among peer institutions, ECC ranks second in the percent of All Students, Promise, and Pell Grant Students completing transfer-level Math and English.



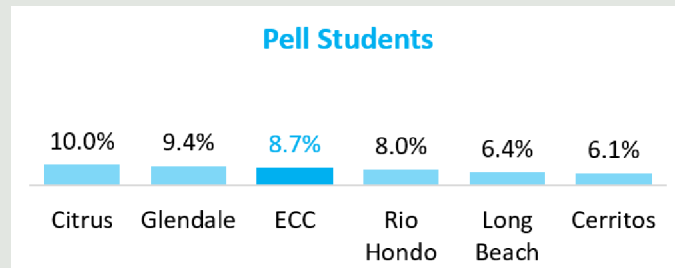
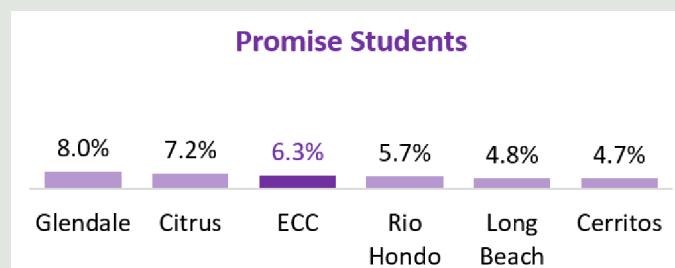
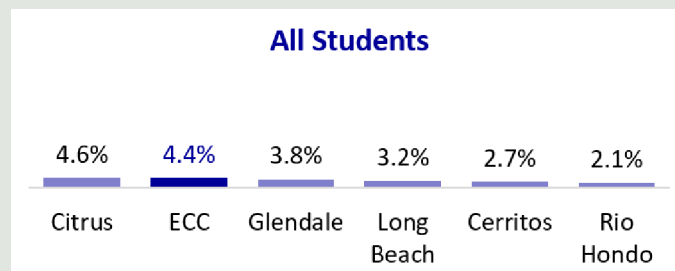
Associate Degrees for Transfer

Among peer institutions, ECC ranks third in the percent of All Students, last for the percent of Promise Grant Students, and fifth (tied) for the percent of Pell Grant Students obtaining an Associate Degree for Transfer.



Transfer to Four-Year University

Among peer institutions, ECC positions in second place for the percent of All Students and in third place for the percent of Promise and Pell Grant Students transferring to a four-year university.



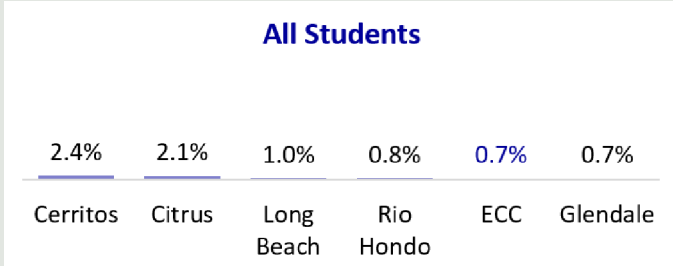
How Does ECC Compare to California Community Colleges in Students Attaining Outcomes?

2022-23 Data

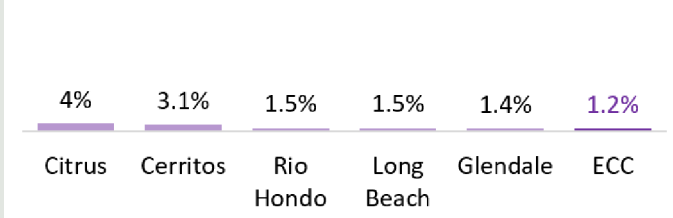
Credit Certificates

Among peer institutions, ECC ranks fifth for the percent of All Students and Pell Grant Students obtaining credit certificates. ECC ranks last for the percent of Promise Grant Students who obtain credit certificates.

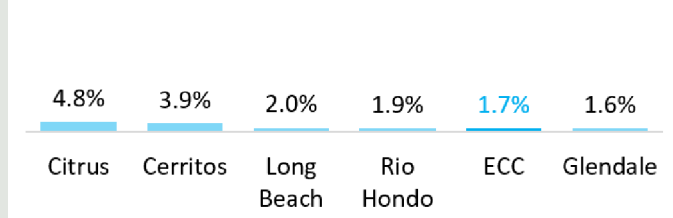
All Students



Promise Students



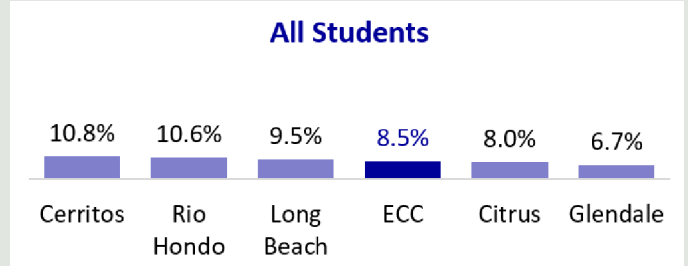
Pell Students



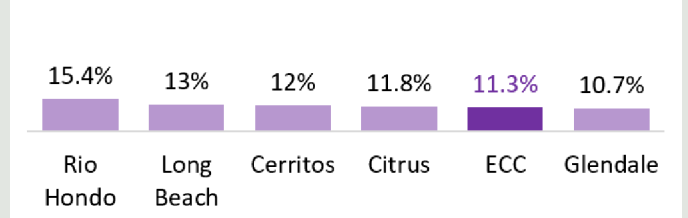
Regional Living Wage

Among peer institutions, ECC positions in fourth place for the percent of All Students and in fifth place for the percent of Promise and Pell Grant Students earning the regional living wage.

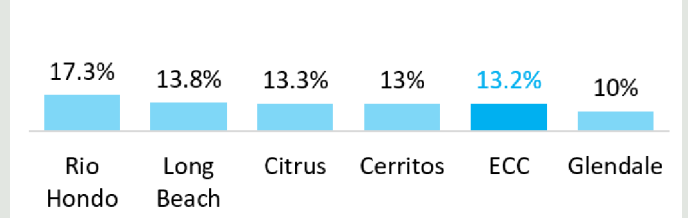
All Students



Promise Students



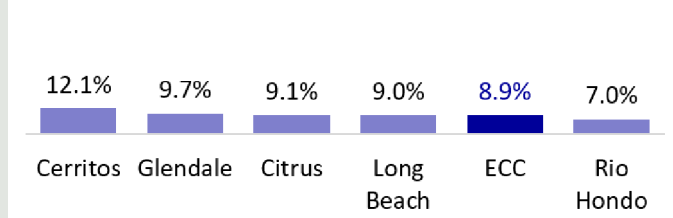
Pell Students



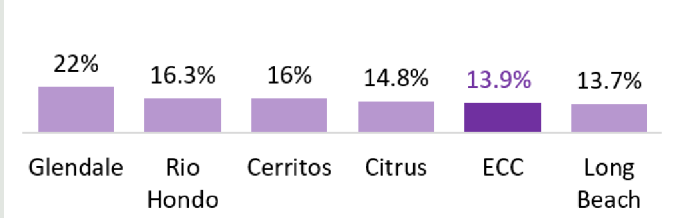
Nine or More CTE Units

Among peer institutions, ECC positions in fifth place for the percent of All Students, Promise Grant and Pell Grant Students who completed nine or more CTE units.

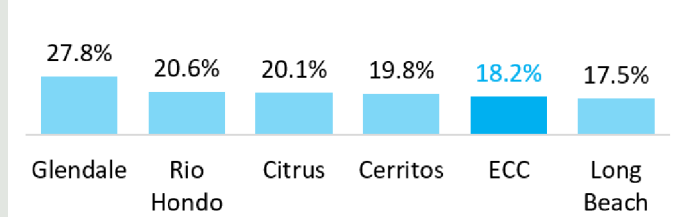
All Students



Promise Students



Pell Students



What Are the Takeaways of this Analysis?

- As ECC considers ways to maximize its budget under the SCFF, focus should be kept on students by determining the best design to serve them and the El Camino College community at large.
- As of July 2024, funding protections will end in 2024-2025. ECC should continue working towards increasing allocation from the three SCFF components to avoid a potential decline in the College's revenue.
- Given that the SCFF is based on student counts and rewards equity and success in addition to access, ECC should make concerted efforts to increase the number of students receiving Promise and Pell Grants. Additionally, ECC should strive to improve its ranking in the outcomes where it currently places fifth or last among its peer institutions (Associate Degree for Transfer, credit certificates, nine or more units, and regional living wage).