




Student-Centered Funding Formula at El Camino College

December 2021

What is the Student-Centered Funding Formula (SCFF)?

The SCFF was adopted in the 2018-19 state budget as a new way to allocate funding to community college districts. It provides funding based on three metrics:



Access

Base Allocation (70%)
Enrollment (FTES) and district size



Equity

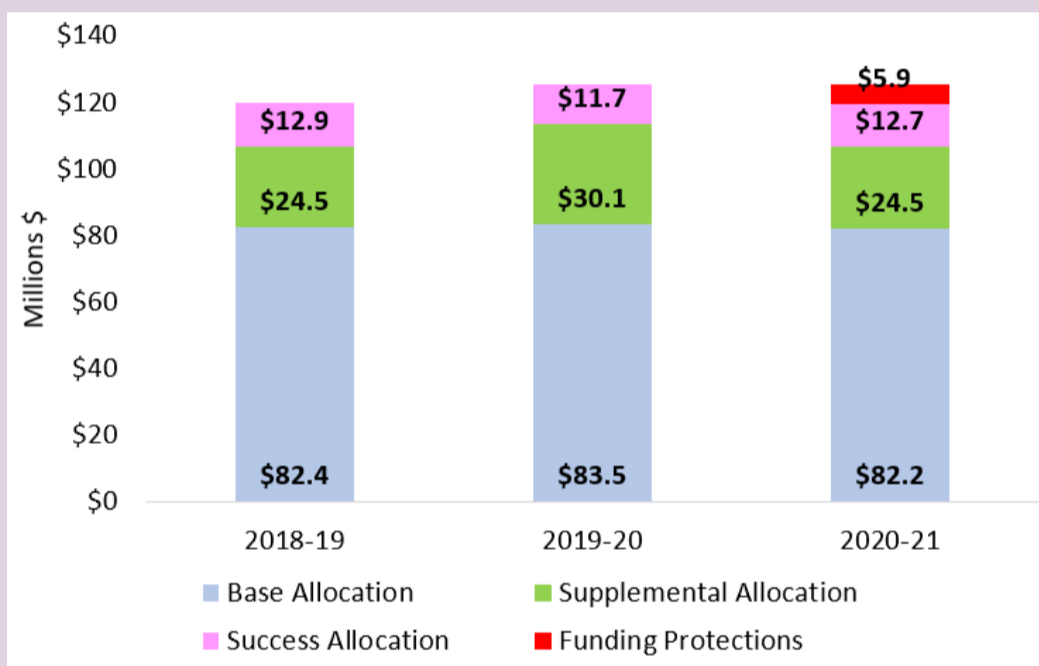
Supplemental Allocation (20%)
Number of AB540 & low-income students (Promise, and Pell Grants recipients)



Success

Success Allocation (10%)
Number of student successful outcomes in educational progress, transfer, completion, and wage earning

Which Metrics Are Driving The Largest Share of ECC Funding?

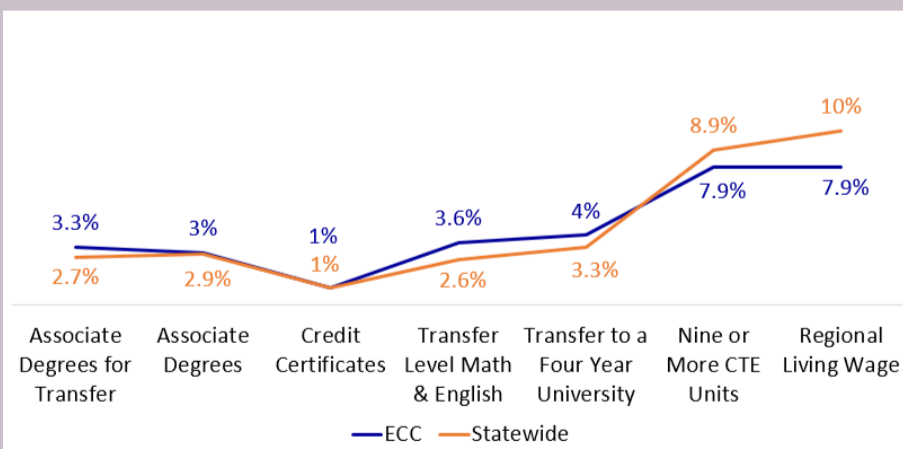


- Light blue bar portions:** In the last three years, enrollment-based allocation has comprised the largest portion of ECC funding.
- Green bar portions:** In 2019-20, ECC was granted a higher dollar amount for low-income students than in the other two years.
- Pink bar portions:** In 2018-19 and 2020-21, the funding ECC received for number of students achieving success outcomes remained at a similar dollar amount. However, success allocation decreased in 2019-20.
- Red bar portion:** In 2020-21, the State of California granted ECC funding protections to ensure 2020-21 funding matched 2019-20 funding.

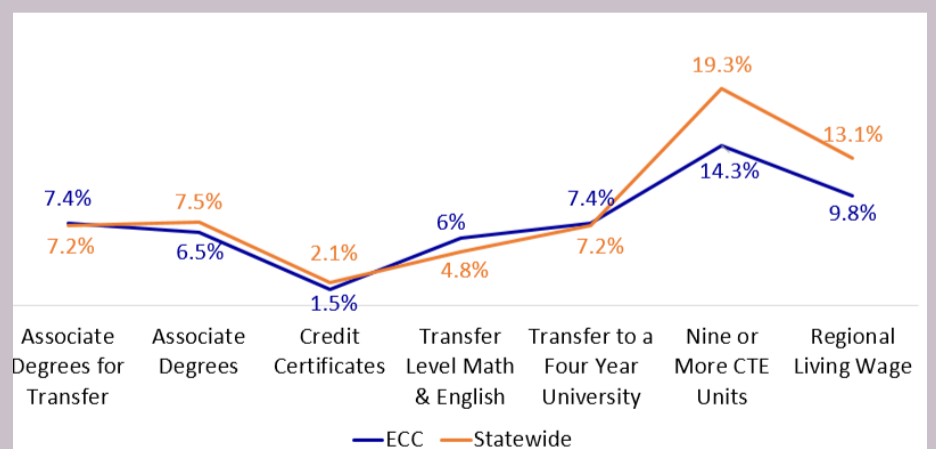
How ECC Compares to California CCs in Students Attaining Outcomes?

2019-20 data

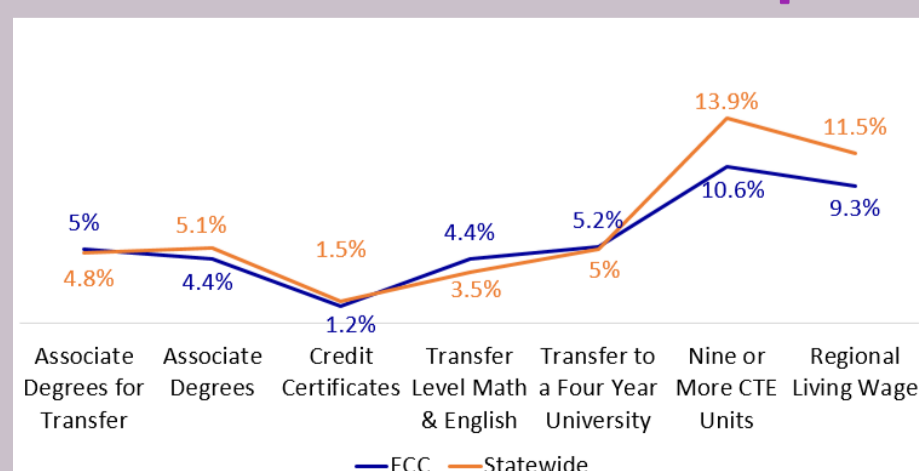
Percent All Students



Percent Pell Grant Recipients



Percent Promise Grant Recipients



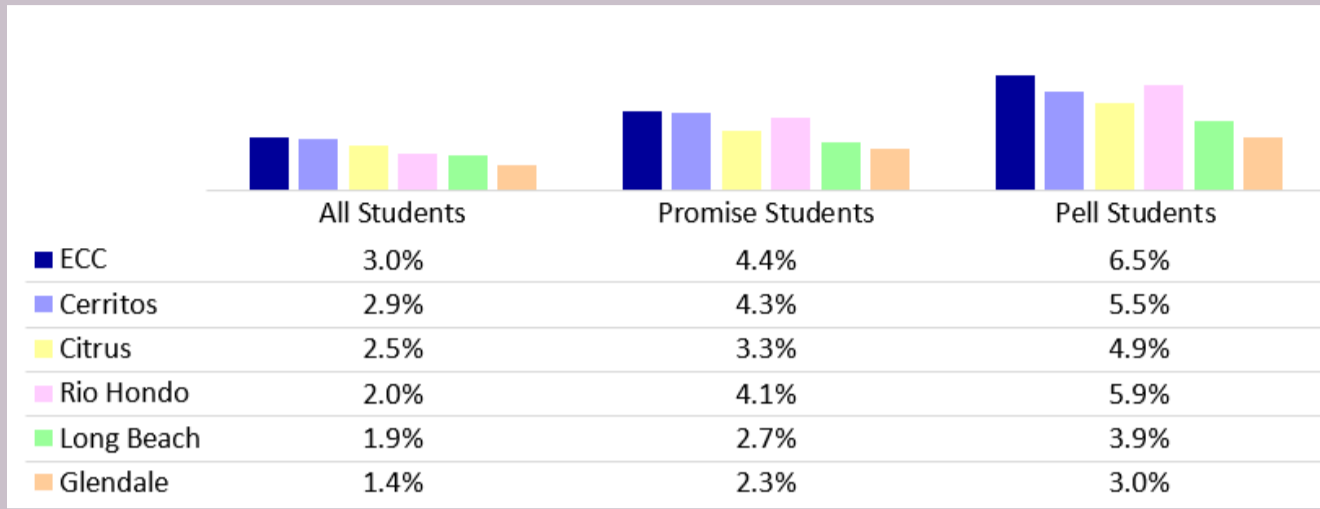
- All students:** Except for three outcomes, a higher percent of ECC students attained key outcomes compared to California CCs. In comparison to these colleges, a lower percent of El Camino students attained 9 or more CTE units and regional living wage.
- Compared to California CCs, **ECC Pell Grant** and **Promise Grant recipients** are performing better in Associate Degrees for transfer, transfer level Math & English, and transfer to four-year institutions. They are underperforming in the remaining four outcomes.

Source: SCFF Dashboard 2 at <https://www.cccco.edu/About-Us/Chancellors-Office/Divisions/College-Finance-and-Facilities-Planning/scff-dashboard/phase-2>

How ECC Compares to State Peer Institutions in Students Attaining Outcomes?

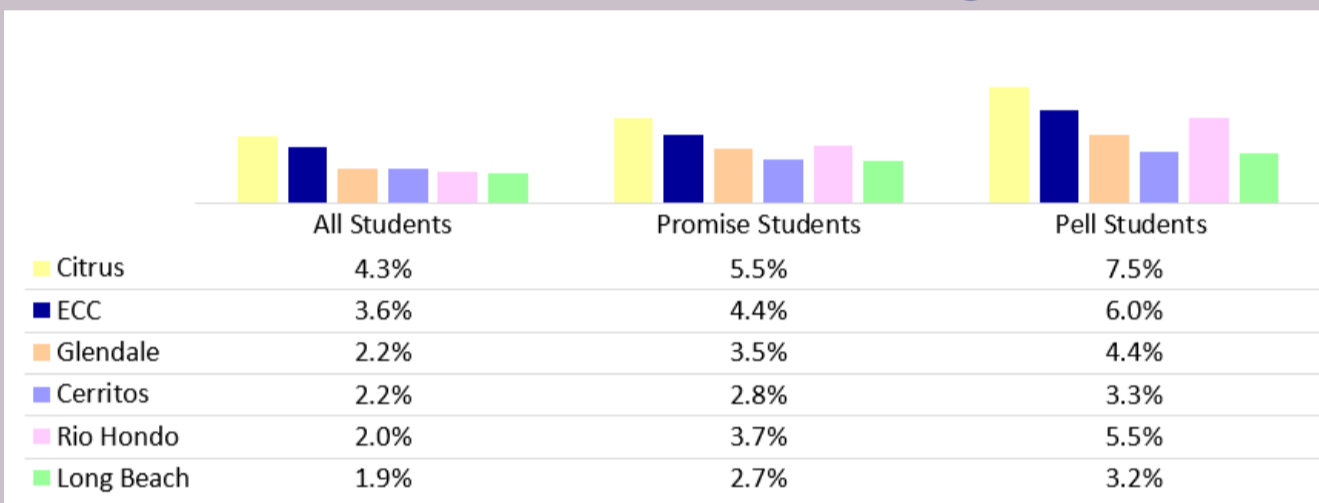
2019-20 data

Associate Degrees



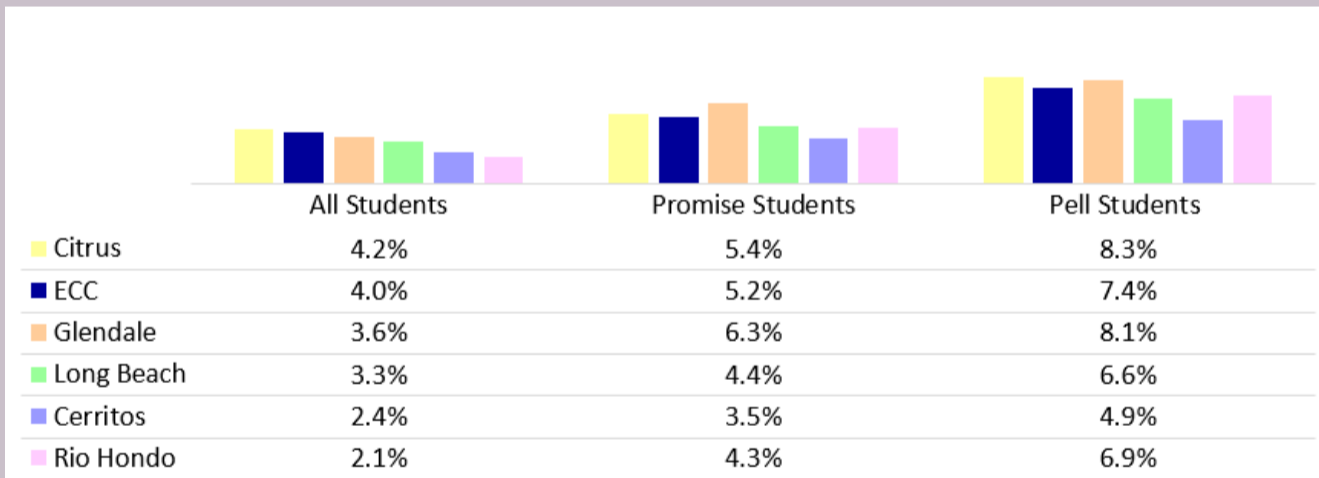
Among peer institutions, **ECC positions in first place** for overall students, Promise grant and Pell grant students who **obtained an Associate Degree**.

Transfer Level Math & English



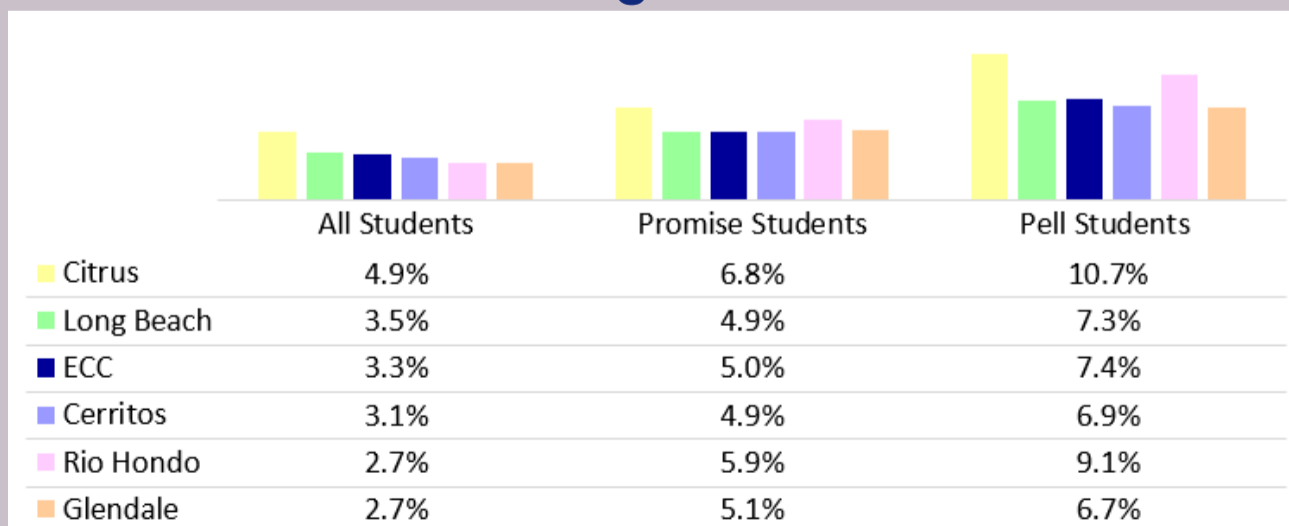
Among peer institutions, **ECC positions in second place** for overall students, Promise grant and Pell grant students who **completed transfer-level Math and English**.

Transfer to Four-Year University



Among peer institutions, **ECC positions in second place** for **overall students**, and **third place** for **Promise** grant and **Pell** grant students who **transferred to a four-year university**.

Associate Degree for Transfer



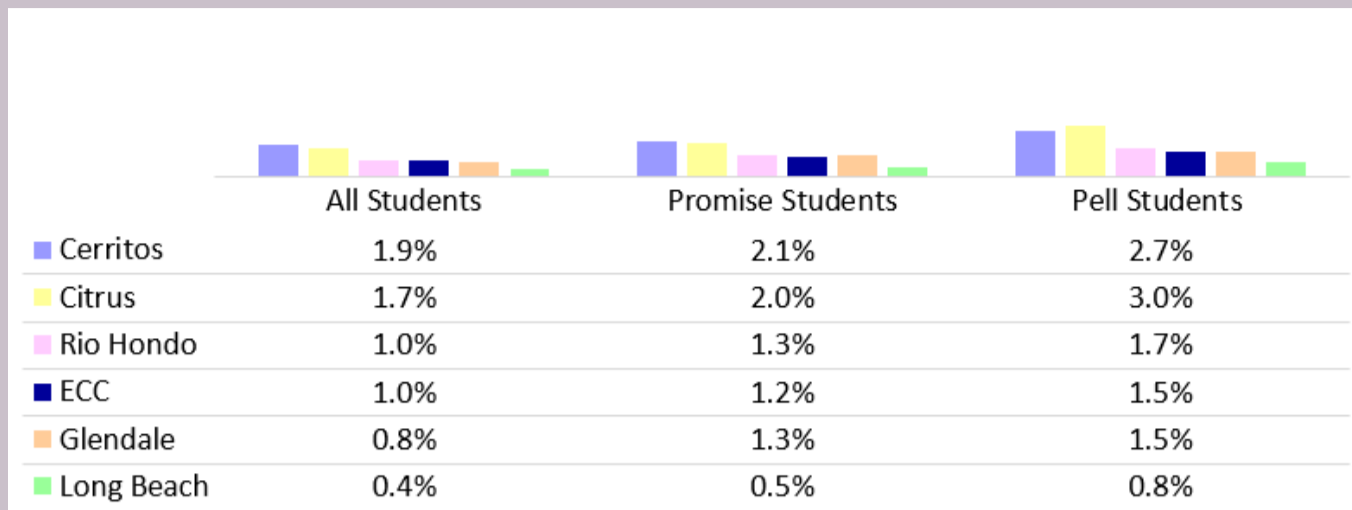
Among peer institutions, **ECC positions in third place** for **overall** and **Pell** grant students, and in **fourth place** for **Promise** grant students who obtained an **Associate Degree for Transfer**.

Source: SCFF Dashboard 2 at <https://www.cccco.edu/About-Us/Chancellors-Office/Divisions/College-Finance-and-Facilities-Planning/scff-dashboard/phase-2>

How ECC Compares to State Peer Institutions in Students Attaining Outcomes?

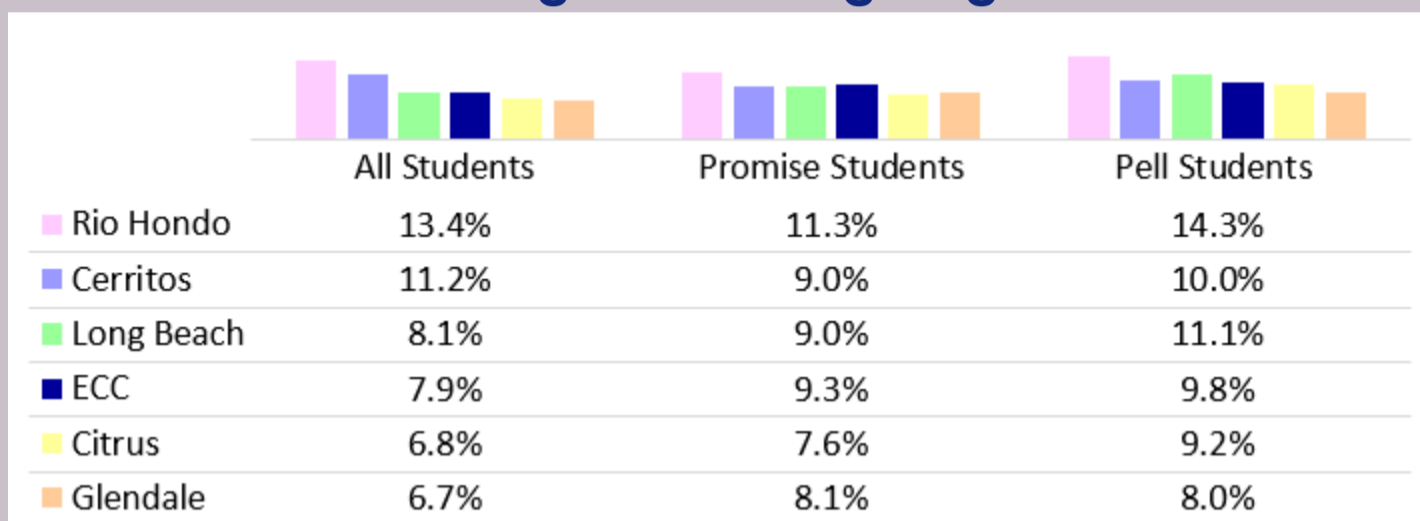
2019-20 data

Credit Certificates



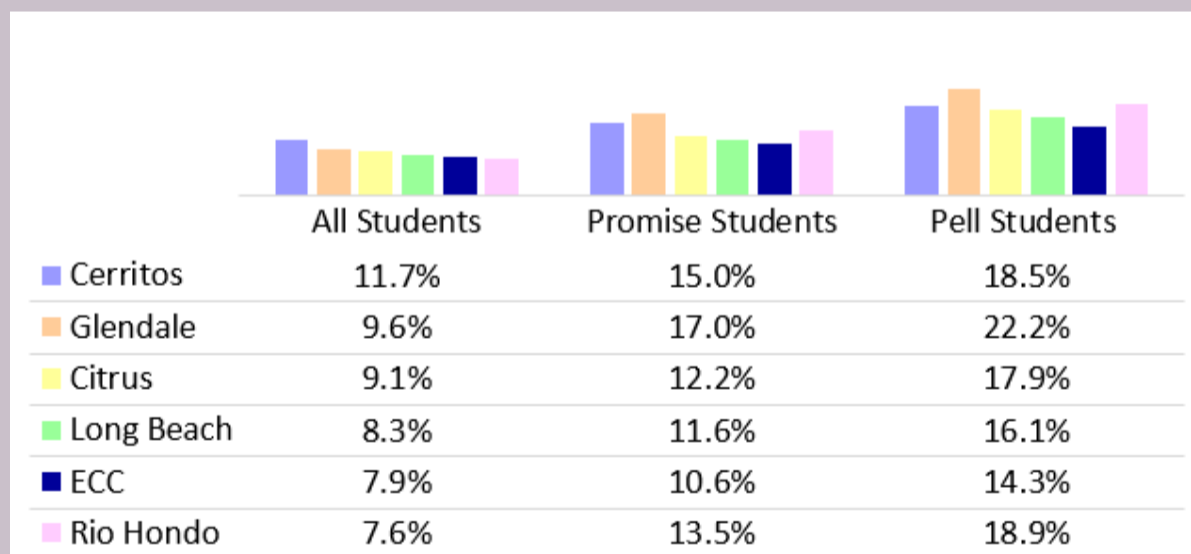
Among peer institutions, **ECC tied in third place** for **overall** students, positioned in **fourth place** for **Promise** students, and **tied in fourth place** for **Pell** grant students who **obtained Credit Certificates**.

Regional Living Wage



Among peer institutions, **ECC positions in fourth place** for **overall** and **Pell** grant students and **second place** for **Promise** grant students who **earned regional living wage**.

Nine or More CTE Units



Among peer institutions, **ECC positions in fifth place** for **overall** students and **last place** for **Promise** grant and **Pell** grant students who **completed nine or more units**.

Source: SCFF Dashboard 2 at <https://www.cccco.edu/About-Us/Chancellors-Office/Divisions/College-Finance-and-Facilities-Planning/scff-dashboard/phase-2>

What Are the Takeaways of this Analysis?

- As ECC considers ways to maximize its budget under the SCFF, focus should be kept on students by determining the best design to serve them and the El Camino College community at large.
- Since funding protections will end in 2024-2025, ECC should work towards increasing allocation from the three SCFF components to avoid a potential decline in the College's revenue.
- El Camino College should make meaningful efforts to increasing the percent of Promise students attaining Associate Degrees for Transfer, Promise and Pell students obtaining certificates, overall and Pell students earning regional living wage, and overall and Pell students enrolling in nine or more CTE units. In 2019-20, ECC underperformed in the aforementioned metrics by positioning in fourth, fifth or last place among the six peer institutions presented above.

Institutional Research and Planning at <https://www.elcamino.edu/about/institutional-research/index.aspx>