



IRP DATA DASHBOARDS CATALOGUE

**INSTITUTIONAL RESEARCH AND PLANNING
OCTOBER 2023**

PURPOSE OF THIS DOCUMENT

The purpose of this document is twofold:

- Inform the El Camino College community about the data dashboards that Institutional Research and Planning (IRP) has developed.
- Provide stakeholders an easy way to find, within the data dashboards, specific metrics that they are interested in exploring.

LIST OF DASHBOARDS

Dashboards are updated regularly. Please consult the [IRP Standard Reports and Dashboards List](#) to obtain information about the point of contact for each dashboard, update frequency, and term of next dashboard update.

1. [Annual Planning Dashboard](#)
Reports on the institutional leading indicators, which are metrics that provide information about students' progress. Tracking these measures allows programs and departments to make changes that will help with increasing student progress and reaching ECC's institutional goals.
2. [Academic Program Review Dashboard](#)
Reports on last four years of course completion rates, demographics, enrollment, awards and transfers for academic programs.
3. [Course Success and Completion Dashboard](#)
Reports on course success and completion rates of current and four-year trends, as well as an analysis of equity gaps by race/ethnicity and gender.
4. [Degrees & Certificates Dashboard](#)
Reports on the number of awarded degrees and certificates for the last 5 years by division, program, gender, age group, and race/ethnicity of student who received the award.
5. [Dual Enrollment Dashboard](#)
Reports on enrollment, demographic, and student outcomes of high school dual enrollment students and sections.
6. [Enrollment Trends Dashboard](#)
An overview of enrollment for the current academic year that allows for comparisons to like terms from previous academic years. Filters are available by division and method of instruction.
7. [Factbook Dashboard](#)
Reports on 5-year trend data about students, student outcomes, and instructional programs and services.
8. [Gateway Courses Dashboard](#)
Reports on last two main terms of enrollment data for all courses by student meta major or department by course.

9. [Guided Pathways Dashboard](#)
Reports on last Fall and Spring demographics and outcomes based on students' meta majors.

10. [Open Sections Dashboard](#)
Reports course sections information for the current academic year including section start date, section title, section maximum enrollment and number of open seats.

11. [Student Services Dashboard](#)
Reports on last 4 years of demographics and student outcomes by race/ethnicity. Outcomes include: success, course completion, retention, awards, and transfers. Students can be filtered by support program participation.

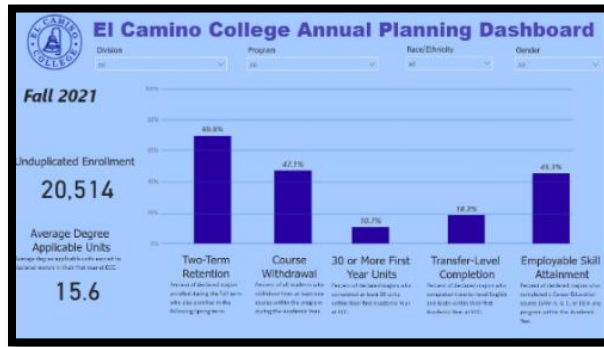
12. [Time to Completion Dashboard](#)
Reports on last 4-year metrics for students who have completed a degree or certificate, including units accumulated and length of time from first enrollment.

LIST OF METRICS REPORTED ON DASHBOARDS

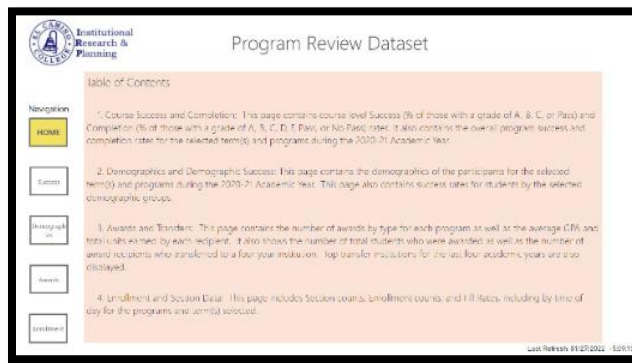
1. [Awards](#)
2. [Course fill rates](#)
3. [Course sections](#)
4. [Course success & completion](#)
5. [Course withdrawal](#)
6. Demographics
 - [First Generation Students](#)
 - [Special Resource Center Students](#)
 - [Students by age](#)
 - [Students by full-time/part-time enrollment](#)
 - [Students by gender](#)
 - [Students by LGBTQIA+](#)
 - [Students by metamajor](#)
 - [Students by probation](#)
 - [Students by race/ethnicity](#)
 - [Students by South Bay Promise](#)
 - [Students in a cohort](#)
 - [Students in a cohort \(first year\)](#)
 - [Student residency](#)
 - [Veteran students](#)
7. [Ed plans](#)
8. [Enrollment](#)
9. [Employable skill attainment](#)
10. [Financial aid](#)
11. [FTES](#)
12. [GPA](#)
13. [Retention](#)
14. [Transfers](#)
15. [Unit accumulation](#)
16. [Years to earn degree](#)

DASHBOARDS COVER TAB

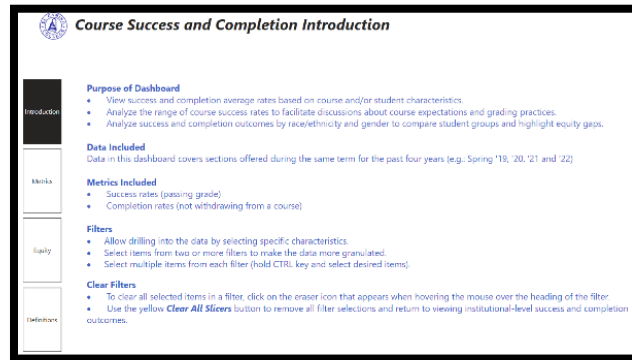
Annual Planning Dashboard



Academic Program Review Dashboard




Course Success & Completion Dashboard



Degrees & Certificates Dashboard



Dual Enrollment Dashboard



El Camino College High School Dual Enrollment

Introduction

El Camino College offers students the opportunity to earn college credit during high school (including adult education high schools). These students may choose to enroll in courses offered in partnership with local high schools or almost any course offered at El Camino College.

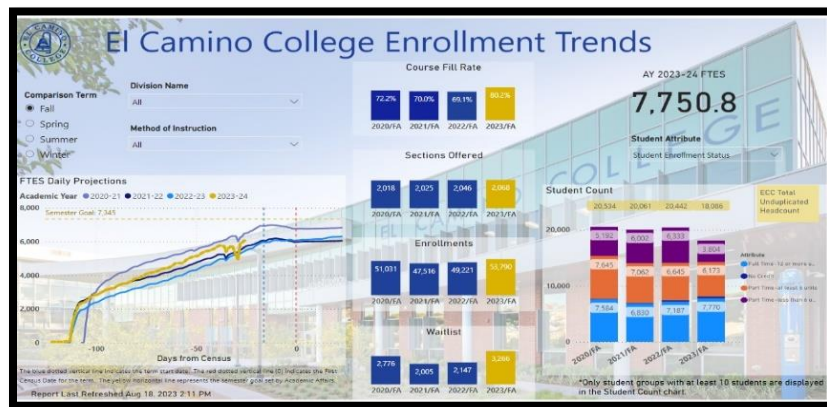
Users can toggle between a **Students** and a **Sections** view using the View filter at the top of each page. Differences between the two are summarized below and more details are included in the Glossary tab.

Students: This view includes all enrollment, demographic, and outcomes data for all dual enrollment students, regardless of the course(s) they enroll in.


Sections: This view includes only enrollment, demographic, and outcomes data for students enrolled in specific sections designated as dual enrollment. Dual enrollment students are not limited to enrolling in these sections, but many of these sections are offered in partnership with local high schools.

Data Source The data in this dashboard is from El Camino College's Colleague software and is updated at the end of each academic term.

Enrollment Trends Dashboard



Factbook Dashboard



El Camino College Annual Factbook

Purpose

The El Camino College Annual Factbook is a reference source that contains 5-year trend data on students.

The data provides background information to facilitate policy analysis and decision making.

It is also a useful tool in college planning, grant preparation and in the accreditation process.

Data Sources

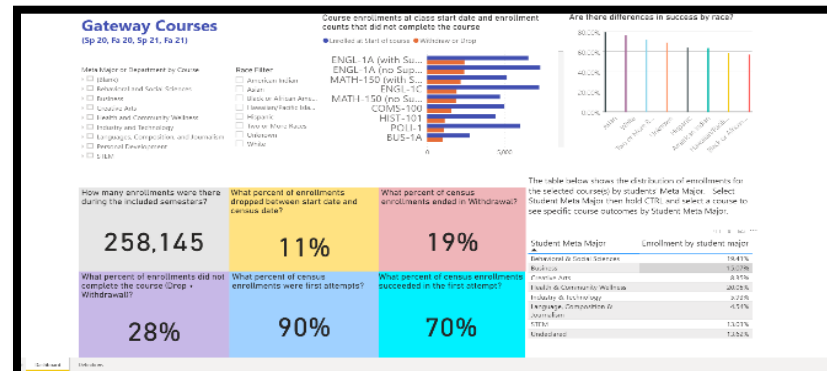
The sources of student demographic and enrollment data are from the Chancellor's Office Management Information System (MIS) and Colleague.

Data from National Student Clearinghouse was used to provide transfer data.

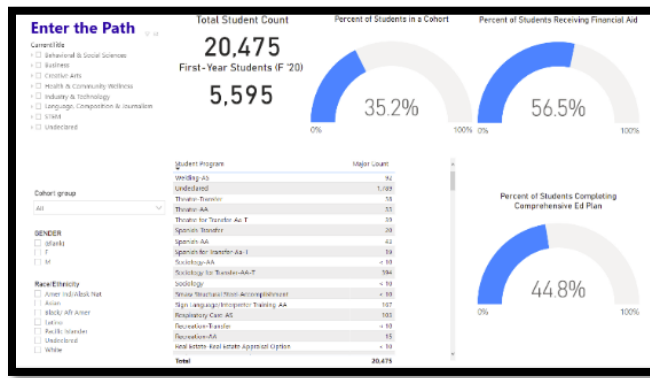
Data Updates

The El Camino College Annual Factbook is updated every Winter term.

Gateway Courses Dashboard



Guided Pathways Dashboard



Open Sections Dashboard

Open Sections

Meta-Major: All | Term: 2023/FA | Day Offered: All | Honors: All | IGEC: All

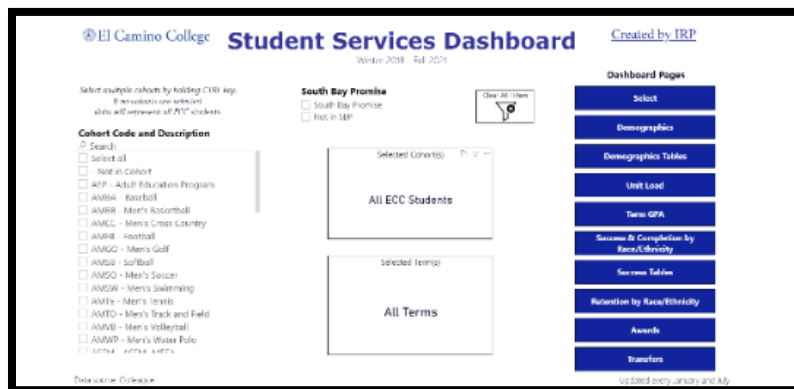
Course: All | Department: All | Start Time: All | Short Session: All | ZTC: All | CSUGE: All

Course Section	Title	Open	Section	Weeks	Start/Date	Sec Type	Location	Days	Start	End	Units	IGEC	CSUGE
ANTH-1-2009	Intro to Biological Anthropology	31	45	16	Aug 26 2023	HYBRD	Online				3.0	5B- Biological Sciences	82- Life Sciences
ANTH-1-2009	Intro to Biological Anthropology	31	45	16	Aug 26 2023	HYBRD	ATTD 221	T	9:15AM	11:15A	3.0	5B- Biological Sciences	82- Life Sciences
ANTH-1-2011	Intro to Biological Anthropology	22	45	16	Aug 26 2023	ONLN	Online				3.0	5B- Biological Sciences	82- Life Sciences
ANTH-1-2013	Intro to Biological Anthropology	14	45	16	Aug 26 2023	ONLN	Online				3.0	5B- Biological Sciences	82- Life Sciences
ANTH-1-2017	Intro to Biological Anthropology	20	45	16	Aug 26 2023	CCC	ATTD 131	M W	8:00AM	9:25AM	3.0	5B- Biological Sciences	82- Life Sciences
ANTH-1-2019	Intro to Biological Anthropology	15	45	16	Aug 26 2023	ONLN	Online				3.0	5B- Biological Sciences	82- Life Sciences
ANTH-1-2011	Intro to Biological Anthropology	2	45	16	Aug 26 2023	ONLN	Online				3.0	5B- Biological Sciences	82- Life Sciences
ANTH-1-2013	Intro to Biological Anthropology	16	45	16	Aug 26 2023	ONLN	Online				3.0	5B- Biological Sciences	82- Life Sciences
ANTH-1-2015	Intro to Biological Anthropology	23	45	16	Aug 26 2023	ONLN	Online				3.0	5B- Biological Sciences	82- Life Sciences
ANTH-1-2019	Intro to Biological Anthropology	14	45	16	Aug 26 2023	CCC	ATTD 131	M W	8:00AM	9:25AM	3.0	5B- Biological Sciences	82- Life Sciences

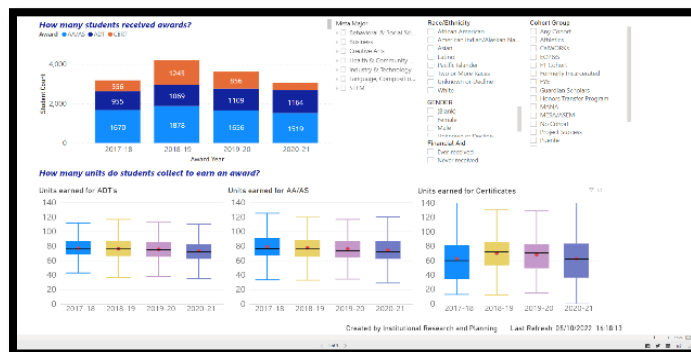
Select a Course Section from the table to see more information.

Report Last Refreshed Aug 09, 2023 8:31 AM

Student Services Dashboard



Time to Completion Dashboard



WHERE TO FIND AWARDS?

DEGREE COMPLETION	
DASHBOARD	FILTERS/VARIABLES
<u>Academic Program Review</u> (tab 4)	_ Year (last 4) _ Program
<u>Degrees & Certificates</u>	_ Cumulative last five years _ Year (last 5) _ Degree type _ Division _ Program _ Career ED students _ Awardees ethnicity _ Awardees gender _ Awardees age group _ Unduplicated number of awardees
<u>Factbook</u> (tab 9)	_ Years (last 5) _ Age _ Race/Ethnicity _ Gender _ Pell or CA Promise Recipients _ South Bay Promise students _ Award type (student count)
<u>Student Services</u> (Awards tab include equity gap analysis)	_ Last 4 years _ Unduplicated student counts _ Ethnicity _ Programs _ 4-year trend
<u>Time to Completion</u> (tab 1)	_ Years (last 4) _ Meta Major/Program _ Race/Ethnicity _ Gender _ Financial Aid _ Cohort group _ Award type (student count)

WHERE TO FIND AWARDS (cont. 1)?

CERTIFICATE COMPLETION	
DASHBOARD	FILTERS/VARIABLES
Academic Program Review (tab 4)	<ul style="list-style-type: none"> _ Year (last 4) _ Program
Degrees & Certificates	<ul style="list-style-type: none"> _ Cumulative last five years _ Year (last 5) _ Degree type _ Division _ Program _ Career ED students _ Awardees ethnicity _ Awardees gender _ Awardees age group _ Unduplicated number of awardees
Factbook (tab 9)	<ul style="list-style-type: none"> _ Years (last 5) _ Age _ Race/Ethnicity _ Gender _ Pell or CA Promise Recipients _ South Bay Promise students _ Award type (student count)
Student Services (Awards tab include equity gap analysis)	<ul style="list-style-type: none"> _ Last 4 years _ Unduplicated student counts _ Ethnicity _ Programs _ 4-year trend

WHERE TO FIND COURSE FILL RATES?

FILL RATE BY TIME OF DAY	
DASHBOARD	FILTERS/VARIABLES
Academic Program Review (tab 5)	<ul style="list-style-type: none"> _ Institution _ Year (last 4) _ Term (4 for the last 4 years) _ Program
Enrollment Trends	<ul style="list-style-type: none"> _ Term (4 for the last 4 years) _ Division _ Method of Instruction

WHERE TO FIND COURSE SECTIONS?

DASHBOARD	FILTERS/VARIABLES
Open Sections (section list by section title, start date, maximum enrollment, number of seats open)	_ Course _ Department _ Meta Major _ Term (4 terms for current academic year) _ Start Time _ Day Offered _ Short Session _ Honors _ ZTC _ IGETC _ CSUGE
Academic Program Review (tab 5)	_ Institution _ Year (last 4) _ Term (4 for the last 4 years) _ Program
Enrollment Trends	_ Term (4 for the last 4 years) _ Division _ Method of Instruction

WHERE TO FIND COURSE SUCCESS & COMPLETION?

DASHBOARD	FILTERS/VARIABLES
Academic Program Review (tab 2)	_ Terms (4 for the last four years) _ Institution _ Program _ Course Instructional Method _ Grade Distribution _ Withdrawals
Academic Program Review (tab 3)	_ Years (last 4) _ Program _ Gender _ Age _ Ethnicity

WHERE TO FIND COURSE SUCCESS & COMPLETION (cont. 1)?

DASHBOARD	FILTERS/VARIABLES
Course Success and Completion (Equity tab includes equity gaps analysis)	_ One Term _ Institution _ Division _ Department _ Course _ Instruction method (on campus/online) _ Ethnicity _ Gender _ Age group _ Time enrollment at ECC (first/returning) _ 4-term trend
Dual Enrollment (tab 4, dual enrollment sections only)	_ Term _ Student's High School _ Division _ Department _ Career Education _ Course Section
Dual Enrollment (tab 5, dual enrollment sections only)	_ Term _ Student's High School _ Division _ Department _ Career Education _ Ethnicity _ Age _ Gender
Factbook (tab 8)	_ Years (last 5) _ Age _ Race/Ethnicity _ Gender _ High School students _ Instructional method _ Pell or CA Promise Recipients _ South Bay Promise students
Gateway Courses (only course success)	_ Last 2 years _ Meta Major _ Department _ Instructional method _ First attempt census enrollments success _ Race/Ethnicity

WHERE TO FIND COURSE SUCCESS & COMPLETION (cont. 2)?

DASHBOARD	FILTERS/VARIABLES
Guided Pathways (tab 2, only first-time students)	_ Last Updated Fall _ Division _ Program _ Meta-major _ Course _ Cohort Group _ Gender _ Race/Ethnicity
Student Services (success & completion tab)	_ All terms combined (last 4 years) _ Overall students _ Ethnicity _ Duplicated students

TRANSFER-LEVEL ENGLISH & MATH COMPLETION	
DASHBOARD	FILTERS/VARIABLES
Annual Planning	_ Last Fall Term _ Institution _ Division _ Program _ Race/Ethnicity _ Gender
Guided Pathways (tab 2, only first-year students (attempted & completed))	_ Last Updated Fall _ Division _ Meta-major _ Cohort Group _ Gender _ Race/Ethnicity

WHERE TO FIND COURSE WITHDRAWAL?

DASHBOARD	FILTERS/VARIABLES
Annual Planning	_ Last Fall Term _ Division _ Program _ Race/Ethnicity _ Gender

WHERE TO FIND DEMOGRAPHICS?

DEMOGRAPHIC	DASHBOARD	FILTERS/VARIABLES
First Generation Students	Enrollment Trends	<ul style="list-style-type: none"> _ Term (4 for the last 4 years) _ Division _ Method of Instruction
Special Resource Center Students	Enrollment Trends	<ul style="list-style-type: none"> _ Term (4 for the last 4 years) _ Division _ Method of Instruction
Students by age	Academic Program Review (tab 3)	<ul style="list-style-type: none"> _ Terms (4, most recent academic year) _ Program
	Student Services (demographics tab)	<ul style="list-style-type: none"> _ All terms (last 4 years) _ Unduplicated student counts
	Enrollment Trends	<ul style="list-style-type: none"> _ Term (4 for the last 4 years) _ Division _ Method of Instruction
	Dual Enrollment (tab 3, dual enrollment students only)	<ul style="list-style-type: none"> _ Term _ Student's High School _ Division _ Department _ Career Education
Students by full-time/part-time enrollment	Academic Program Review (tab 3, full-time)	<ul style="list-style-type: none"> _ Terms (4, most recent academic year) _ Program
	Student Services (select tab, full-time/part-time)	<ul style="list-style-type: none"> _ All terms last 4 years _ Cohort _ South Bay Promise/Not in South Bay Promise _ Gender _ Race/Ethnicity _ Age _ Unduplicated count of students _ Metamajor _ Probation _ Financial aid _ Participation in cohort _ Average unit load _ Average term GPA _ Term GPA range _ Course Success _ Course completion _ Retention _ Awards _ Transfers

WHERE TO FIND DEMOGRAPHICS (cont. 1)?

DEMOGRAPHIC	DASHBOARD	FILTERS/VARIABLES
<u>Students by gender</u>	<u>Academic Program Review</u> (tab 3)	_ Terms (4, most recent academic year) _ Program
	<u>Student Services</u> (demographics tab)	_ All terms (last 4 years) _ Unduplicated student counts
	<u>Enrollment Trends</u>	_ Term (4 for the last 4 years) _ Division _ Method of Instruction
	<u>Dual Enrollment</u> (tab 3, dual enrollment students only)	_ Term _ Student's High School _ Division _ Department _ Career Education
<u>Students by LGBTQIA+</u>	<u>Enrollment Trends</u>	_ Term (4 for the last 4 years) _ Division _ Method of Instruction
<u>Students by metamajor</u>	<u>Student Services</u> (characteristics tab)	_ All terms (last 4 years) _ Unduplicated student counts and %
<u>Students by probation</u>	<u>Student Services</u> (characteristics tab)	_ All terms (last 4 years) _ Student percent
<u>Students by race/ethnicity</u>	<u>Academic Program Review</u> (tab 3)	_ Terms (4, most recent academic year) _ Program
	<u>Student Services</u> (demographics tab)	_ All terms (last 4 years) _ Unduplicated student counts
	<u>Enrollment Trends</u>	_ Term (4 for the last 4 years) _ Division _ Method of Instruction
	<u>Dual Enrollment</u> (tab 3, dual enrollment students only)	_ Term _ Student's High School _ Division _ Department _ Career Education

WHERE TO FIND DEMOGRAPHICS (cont. 2)?

DEMOGRAPHIC	DASHBOARD	FILTERS/VARIABLES
<u>Students by South Bay Promise</u>	<u>Student Services</u> (select and characteristics tabs)	<ul style="list-style-type: none"> _ All terms last 4 years _ Cohort _ Gender _ Race/Ethnicity _ Age _ Unduplicated count of students _ Metamajor _ Probation _ Financial aid _ Participation in cohort _ Average unit load _ Average term GPA _ Term GPA range _ Course Success _ Course completion _ Retention _ Awards _ Transfers
<u>Students in a cohort</u>	<u>Student Services</u> (other cohort participation tab)	<ul style="list-style-type: none"> _ All Terms (last 4 years)
<u>Students in a cohort (first year)</u>	<u>Guided Pathways</u> (tab 1)	<ul style="list-style-type: none"> _ Division _ Program _ Cohort Group _ Gender _ Race/Ethnicity
<u>Student residency</u>	<u>Factbook</u> (tab 5)	<ul style="list-style-type: none"> _ Years (last 5) _ Age _ Race/Ethnicity _ Gender _ High School students _ Pell or CA Promise Recipients _ South Bay Promise students _ City _ Zip code
<u>Veteran students</u>	<u>Enrollment Trends</u>	<ul style="list-style-type: none"> _ Term (4 for the last 4 years) _ Division _ Method of Instruction

WHERE TO FIND ED PLANS?

FIRST-YEAR STUDENTS COMPLETING ED PLAN	
DASHBOARD	FILTERS/VARIABLES
Guided Pathways (tab 1)	_ Division _ Program _ Cohort Group _ Gender _ Race/Ethnicity

WHERE TO FIND ENROLLMENT?

DASHBOARD	FILTERS/VARIABLES
Academic Program Review (tab 3)	_ Terms (4, most recent academic year) _ Program
Academic Program Review (tab 5)	_ Institution _ Year (last 4) _ Term (4 for the last 4 years) _ Program
Annual Planning	_ Last Fall Term _ Division _ Program _ Race/Ethnicity _ Gender
Dual Enrollment (tab 2, dual enrollment students only)	_ Term _ Student's High School _ Division _ Department _ Career Education _ Duplicated Enrollment _ Unduplicated Enrollment _ Total Sections
Dual Enrollment (tab 4, dual enrollment students only)	_ Term _ Student's High School _ Division _ Department _ Career Education _ Course Section _ Success Rate _ Completion Rate

WHERE TO FIND ENROLLMENT (cont. 1)?

DASHBOARD	FILTERS/VARIABLES
<u>Enrollment Trends</u>	<ul style="list-style-type: none"> _ Term (4 for the last 4 years) _ Division _ Method of Instruction _ Age _ Gender _ Race/Ethnicity _ Enrollment Status _ First Generation _ Special Resources Center _ Veteran
<u>Factbook</u> (tab 4)	<ul style="list-style-type: none"> _ Years (last 5) _ Age _ Gender _ High School students _ Pell or CA Promise Recipients _ South Bay Promise students _ Race/Ethnicity
<u>Gateway Courses</u>	<ul style="list-style-type: none"> _ Last 2 years _ Meta Major _ Department _ Instructional method _ Race/Ethnicity _ Course enrollments _ Dropped enrollments _ Withdrawn enrollments _ Enrollments not completing course _ First attempt census enrollments _ First attempt census enrollments success _ Enrollment by student Meta Major
<u>Guided Pathways</u> (tab 1)	<ul style="list-style-type: none"> _ Last Fall Term _ Institution _ First-Year Students _ Division _ Program _ Cohort group _ Gender _ Race/Ethnicity
<u>Guided Pathways</u> (tab 2)	<ul style="list-style-type: none"> _ First-Year Students

WHERE TO FIND EMPLOYABLE SKILL ATTAINMENT?

DASHBOARD	FILTERS/VARIABLES
Annual Planning	<ul style="list-style-type: none"> _ Last Fall Term _ Division _ Program _ Race/Ethnicity _ Gender

WHERE TO FIND FINANCIAL AID?

DASHBOARD	FILTERS/VARIABLES
Factbook (tab 6)	<ul style="list-style-type: none"> _ Years (last 5) _ Age _ Race/Ethnicity _ Gender _ South Bay Promise students _ Financial Aid award type
Guided Pathways (first-year students tab 1)	<ul style="list-style-type: none"> _ Division _ Program _ Cohort Group _ Gender _ Race/Ethnicity
Student Services (select & demographics tabs)	<ul style="list-style-type: none"> _ All terms last 4 years _ Cohort _ South Bay Promise/Not in South Bay Promise _ Gender _ Race/Ethnicity _ Age _ Unduplicated count of students _ Metamajor _ Probation _ Financial aid _ Participation in cohort _ Average unit load _ Average term GPA _ Term GPA range _ Course Success _ Course completion _ Retention _ Awards _ Transfers

WHERE TO FIND FTES?

DASHBOARD	FILTERS/VARIABLES
Enrollment Trends	_ Term (4 for the last 4 years) _ Division _ Method of Instruction

WHERE TO FIND GPA?

AWARDEES' CUMULATIVE GPA	
DASHBOARD	FILTERS/VARIABLES
Academic Program Review (tab 4)	_ Year (last 4) _ Programs _ Award type
AVERAGE TERM GPA/TERM GPA RANGE	
DASHBOARD	FILTERS/VARIABLES
Student Services (term GPA tab)	_ All terms last 4 years _ Ethnicity _ Unduplicated count of students
Dual Enrollment (tab 4, dual enrollment students only)	_ Term _ Student's High School _ Division _ Department _ Career Education _ Course Section

WHERE TO FIND RETENTION?

ONE-TERM RETENTION	
DASHBOARD	FILTERS/VARIABLES
Factbook (tab 7)	_Years (last 5) _Age _Race/Ethnicity _Gender _Pell or CA Promise Recipients _South Bay Promise students
Guided Pathways (tab 2, only first-year students)	_Last Updated Fall _Division _Meta-major _Cohort Group _Gender _Race/Ethnicity
Student Services (retention by race/ethnicity tab; includes equity gap analysis)	_All terms last 4 years _Ethnicity _Overall students _Unduplicated count of students

TWO-TERM RETENTION	
DASHBOARD	FILTERS/VARIABLES
Factbook (tab 7)	_Years (last 5) _Age _Race/Ethnicity _Gender _Pell or CA Promise Recipients _South Bay Promise students
Student Services (retention by race/ethnicity tab; includes equity gap analysis)	_All terms last 4 years _Ethnicity _Overall students _Unduplicated count of students

WHERE TO FIND TRANSFERS?

TRANSFER TO FOUR-YEAR INSTITUTION	
DASHBOARD	FILTERS/VARIABLES
<u>Factbook</u> (tab 10)	<ul style="list-style-type: none"> _ Years (last 5) _ Age _ Race/Ethnicity _ Gender _ Pell or CA Promise Recipients _ South Bay Promise students _ Institution type (student count) _ Transfer institutions (student count)
<u>Academic Program Review</u> (tab 4)	<ul style="list-style-type: none"> _ Year (last 4) _ Institution _ Programs _ Awarded students who transferred
<u>Student Services</u> (transfers tab)	<ul style="list-style-type: none"> _ Transfer destination type _ Last 4 years _ Unduplicated student counts _ Ethnicity _ 4-year trend
TRANSFER DESTINATION	
DASHBOARD	FILTERS/VARIABLES
<u>Academic Program Review</u> (tab 4)	<ul style="list-style-type: none"> _ Time period (total in most updated last four years) _ Program
<u>Student Services</u> (transfers tab)	<ul style="list-style-type: none"> _ Transfer university _ Last 4 years _ Unduplicated student counts _ Ethnicity

WHERE TO FIND UNIT ACCUMULATION?

UNIT ACCUMULATION/AVERAGE NUMBER OF DEGREE APPLICABLE UNITS	
DASHBOARD	FILTERS/VARIABLES
<u>Annual Planning</u>	<ul style="list-style-type: none"> _ Last Fall Term _ Institution _ Division _ Program _ Race/Ethnicity _ Gender
<u>Academic Program Review</u> (tab 4)	<ul style="list-style-type: none"> _ Year (last 4) _ Program _ Award type
<u>Student Services</u> (unit load tab)	<ul style="list-style-type: none"> _ All terms last 4 years _ Ethnicity _ Unduplicated count of students
<u>Time to Completion</u> (tab 1)	<ul style="list-style-type: none"> _ Years (last 4) _ Meta Major/Program _ Race/Ethnicity _ Gender _ Financial Aid _ Cohort group _ Award type (student count)
<u>Time to Completion</u> (tab 2)	<ul style="list-style-type: none"> _ Years (last 4) _ Meta Major/Program _ Race/Ethnicity _ Gender _ Financial Aid _ Cohort group _ Award type (award earners) _ First semester units attempted
FIRST-TIME STUDENTS: UNITS ATTEMPTED/EARNED	
DASHBOARD	FILTERS/VARIABLES
<u>Guided Pathways</u> (tab 2) By end of first term By end of second term	<ul style="list-style-type: none"> _ Last Updated Fall _ Division _ Meta-major _ Cohort Group _ Gender _ Race/Ethnicity

WHERE TO FIND UNIT ACCUMULATION (cont. 1)?

30+ UNITS	
DASHBOARD	FILTERS/VARIABLES
Annual Planning	<ul style="list-style-type: none">_ Last Fall Term_ Division_ Program_ Race/Ethnicity_ Gender

WHERE TO FIND YEARS TO EARN DEGREE?

DASHBOARD	FILTERS/VARIABLES
Time to Completion	<ul style="list-style-type: none">_ Years (last 4)_ Meta Major/Program_ Race/Ethnicity_ Gender_ Financial Aid_ Cohort group_ Award type (award earners)_ First semester units attempted